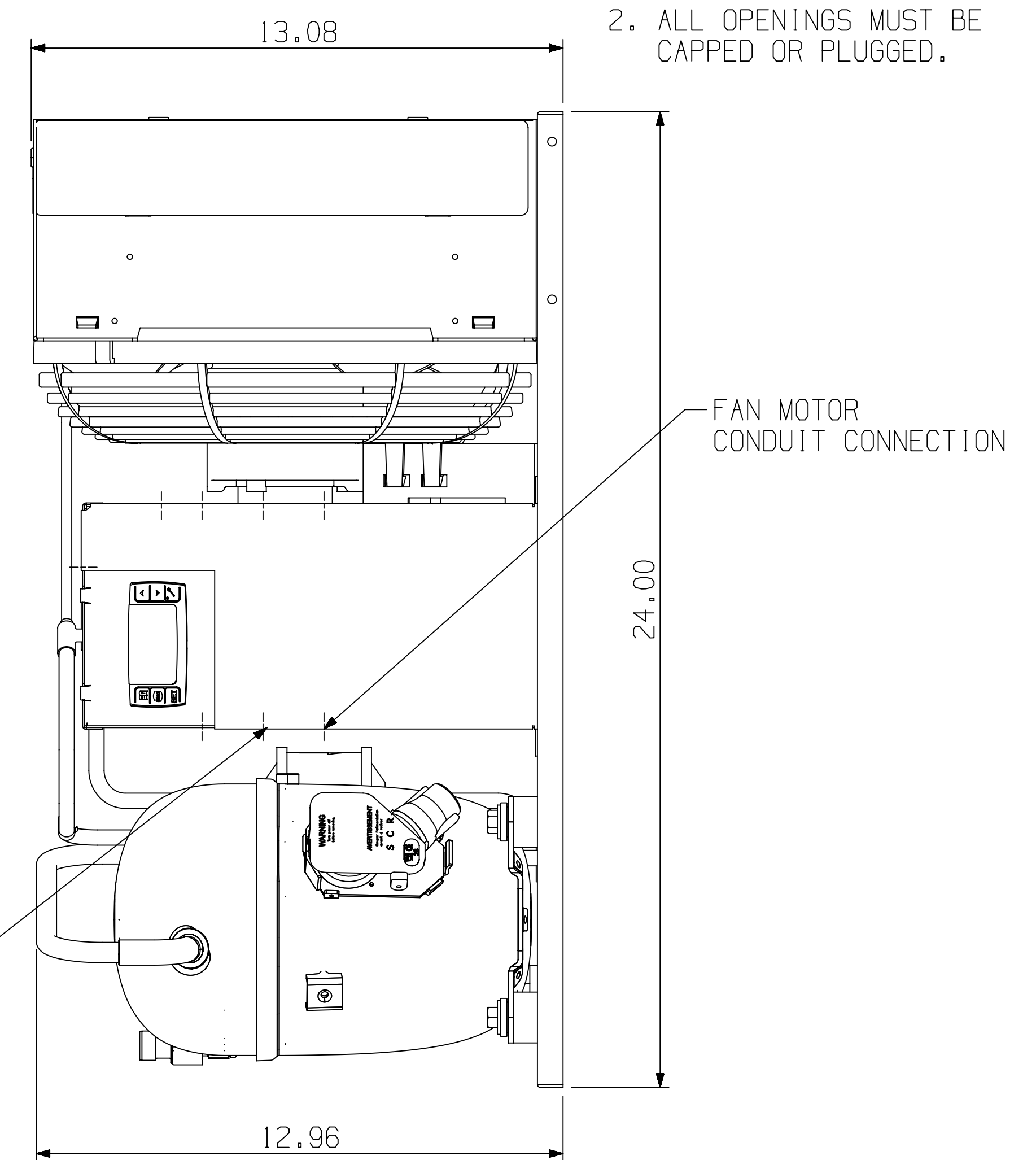
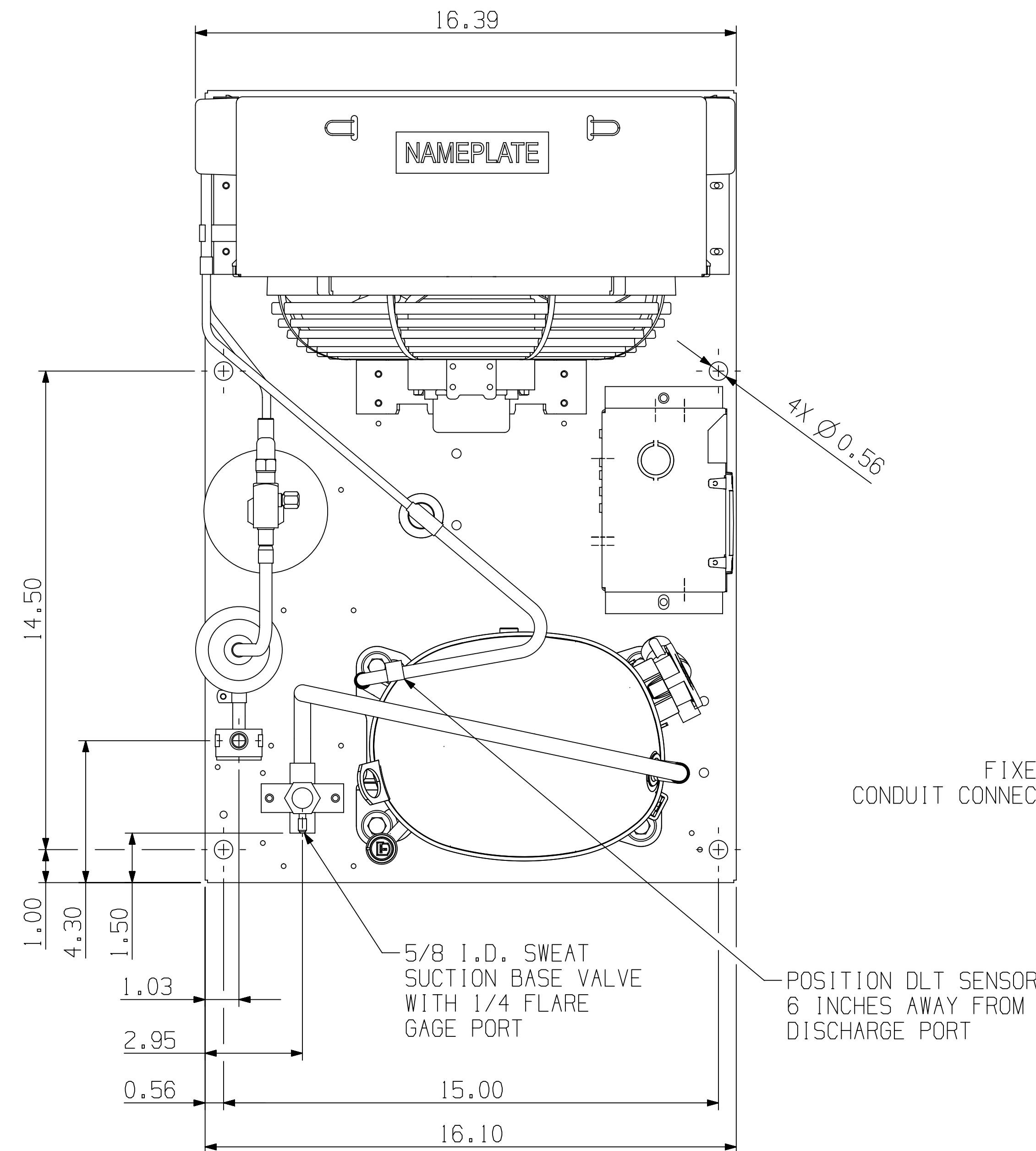
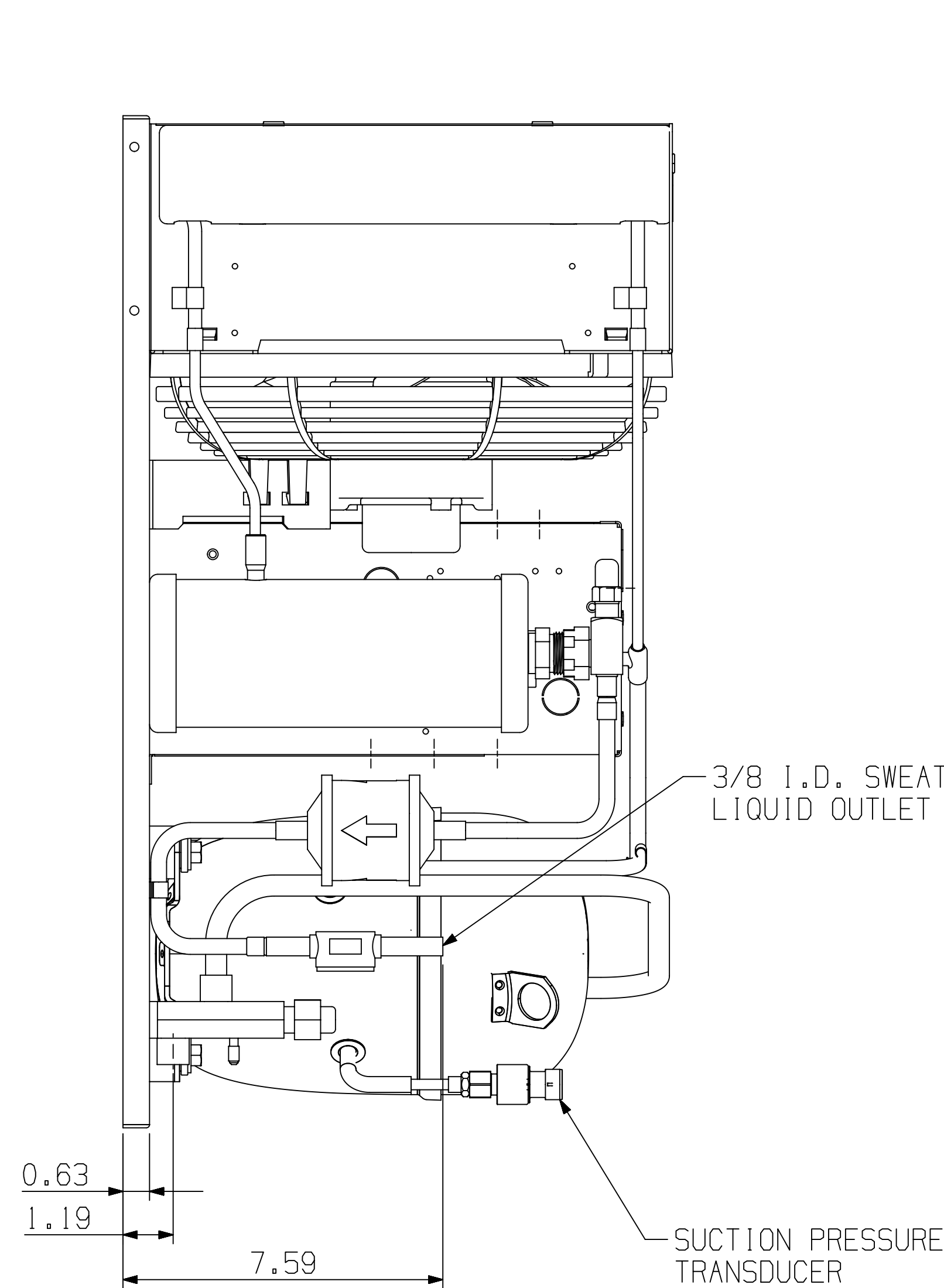


UNIT MODEL NUMBER	COMPRESSOR MODEL NUMBER
M7KM-0086-CFA-072	RRT10K1E-PFA
M7KM-0086-CFV-072	RRT10K1E-PFV
M7KM-0086-CFZ-372	RRT10K1E-PFZ
M7KM-0075-CFA-072	RRT81C1E-PFA
M7KM-0075-CFV-072	RRT81C1E-PFV
M7KM-0075-CFZ-372	RRT81C1E-PFZ
M6KP-0095-CFV-072	RST70C1E-PFV
M6KP-0106-CFV-072	RST80C1E-PFV
M6KP-0106-CFZ-372	RST80C1E-PFZ
M6KP-0116-CFV-072	RST97C1E-PFV
M6KP-0116-CFZ-372	RST97C1E-PFZ

NOTES:

- UNIT PUMPDOWN CAPACITY AT 90%

R-12	5.3 LBS
R-22	4.8 LBS
R-134a	4.9 LBS
R-404A	4.2 LBS
R-407A	4.6 LBS
R-407C	4.6 LBS
R-502	4.9 LBS
R-507	4.2 LBS
R-448A	4.4 LBS
R-449A	4.4 LBS
R-450A	4.7 LBS
R-513A	4.6 LBS
- ALL OPENINGS MUST BE CAPPED OR PLUGGED.



 	INTERPRET PER ASME Y14.5M-1994 AND EMERSON CLIMATE TECHNOLOGIES, INC. DESIGN STANDARDS DS2002 DO NOT SCALE DRAWING CRITICAL PRODUCT CHARACTERISTICS THIRD ANGLE PROJECTION UNLESS OTHERWISE SPECIFIED DIMENSIONS ARE INCH OR (MILLIMETER) TOLERANCES: 2-PLACE ± 3-PLACE ± ANGULAR ±	ECN200785 0 RELEASED ENG NOTICE NO. REV.NO. REVISIONS DATE BY CHKD APPR CONFIDENTIALITY NOTICE THIS DRAWING AND INFORMATION CONTAINED HEREIN ARE THE EXCLUSIVE PROPERTY OF EMERSON CLIMATE TECHNOLOGIES, INC. AND SHALL BE RETURNED UPON DEMAND AND SHALL NOT BE REPRODUCED IN WHOLE OR IN PART DISCLOSED TO ANYONE ELSE OR USED, WITHOUT THE WRITTEN CONSENT OF EMERSON CLIMATE TECHNOLOGIES, INC. MATERIAL SPECIFICATION DRAWN BY VDD SUPERSEDES DWG. NO. / REV. NO. DATE 06-29-16 SCALE 3:8 DATE FORMAT: MM-DD-YY TITLE REF DWG-WELD UNIT ASSM DRAWING NUMBER 496-7145-00 SHEET 1 OF 1 DWG SIZE 4
	UNCONTROLLED - DO NOT MODIFY	