

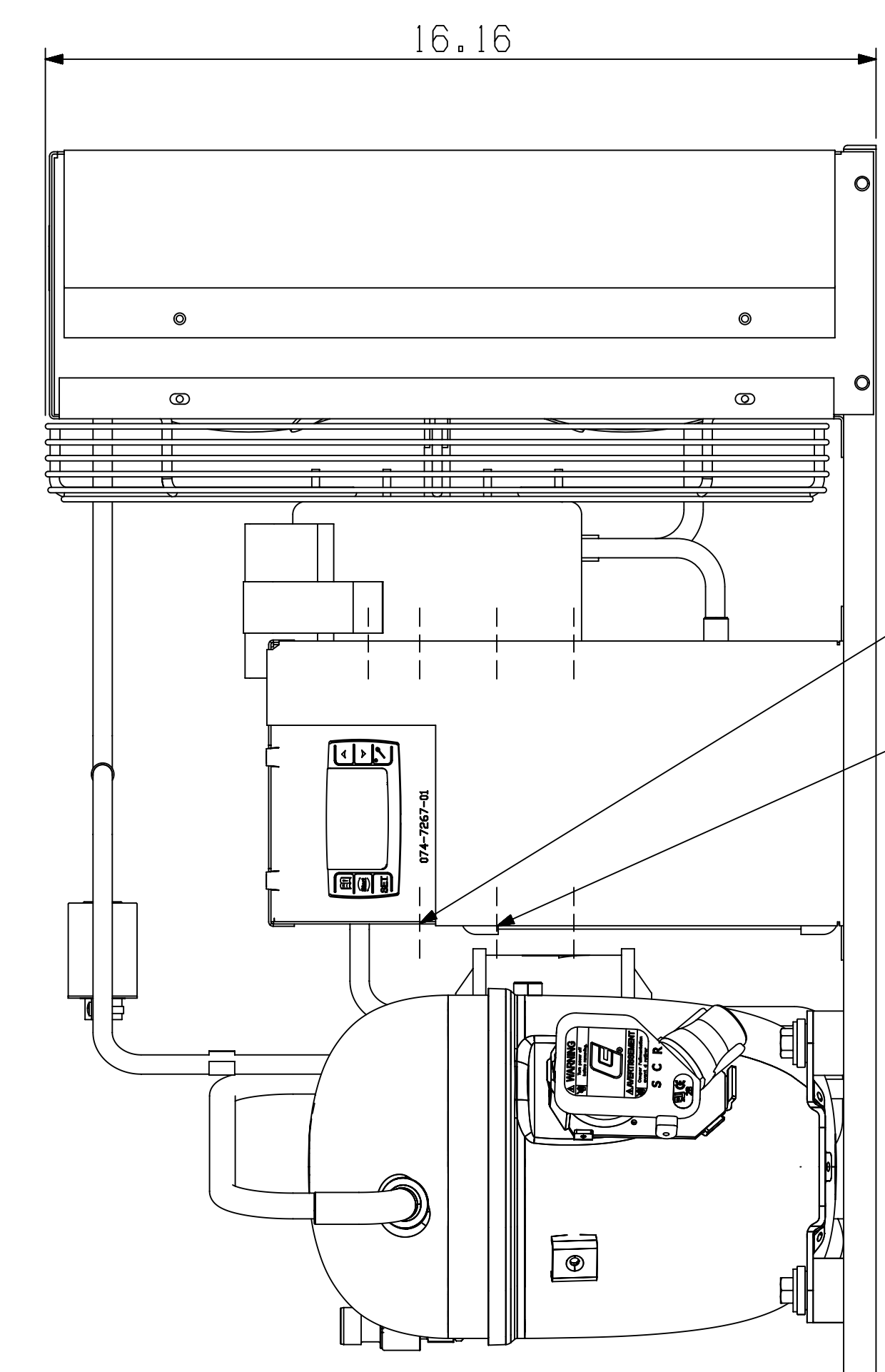
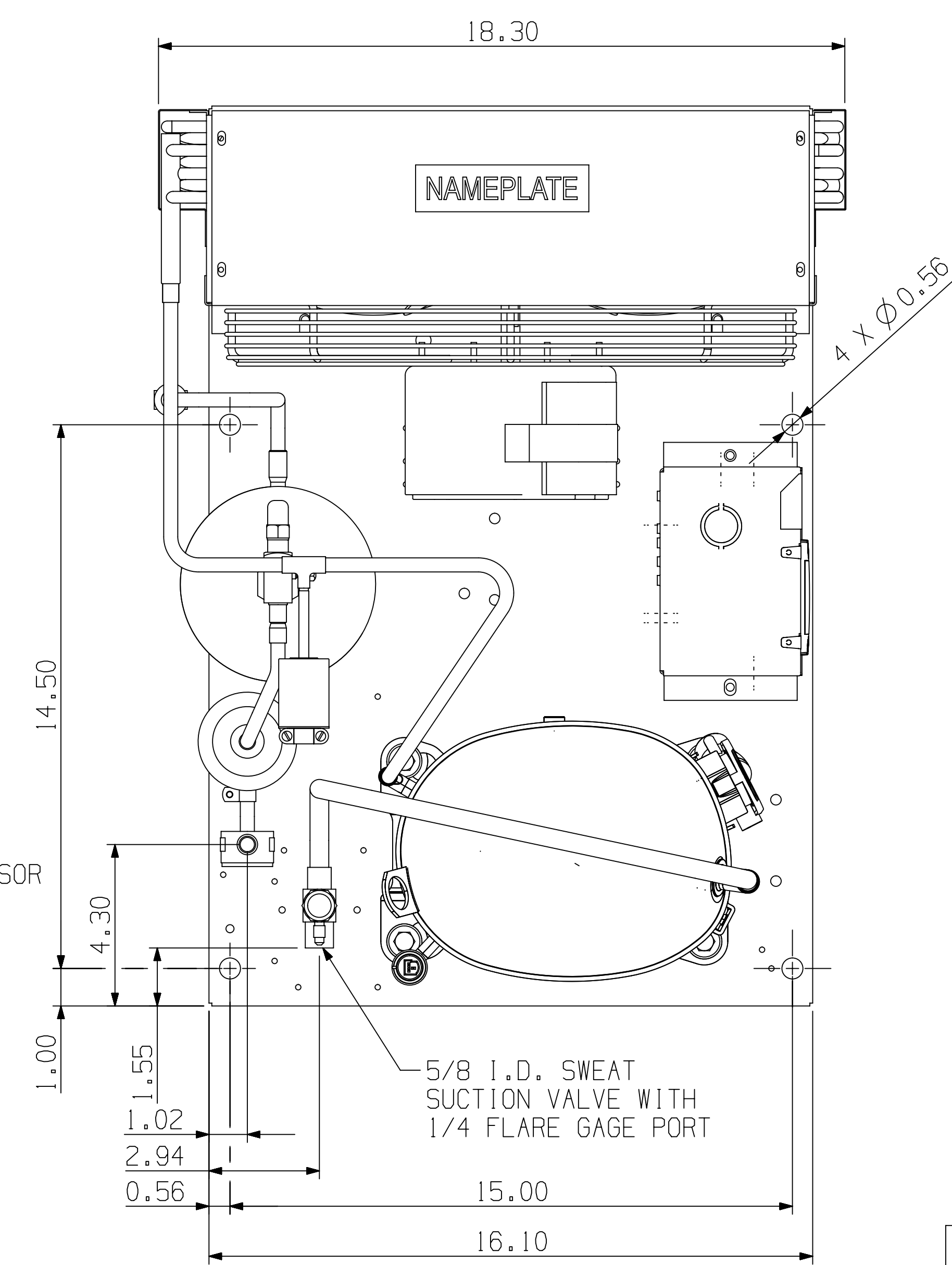
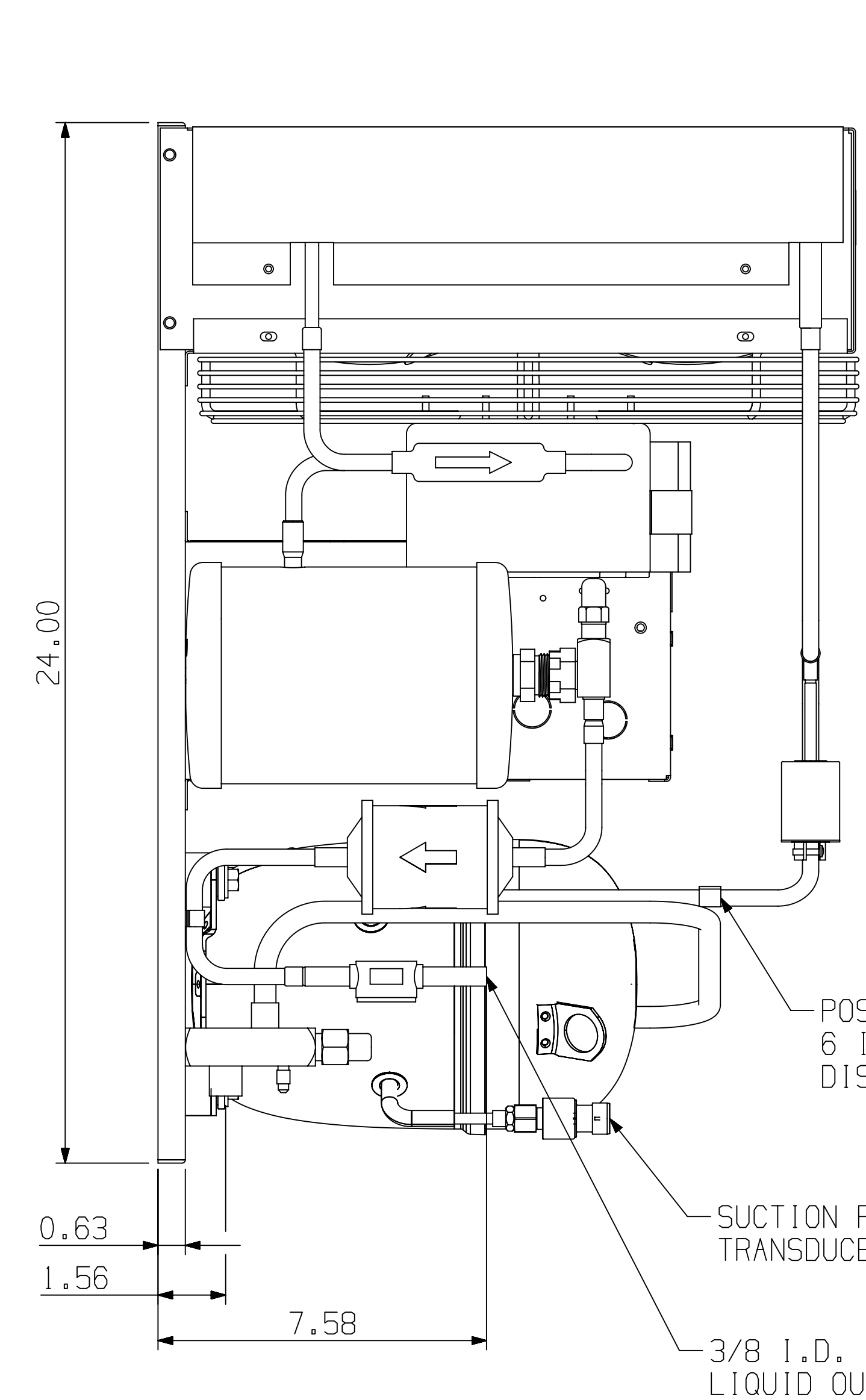
UNIT MODEL NUMBER	COMPRESSOR MODEL NUMBER
M6KP-0112-CFV-072	RST70C1E-PFV
M6KP-0127-CFV-072	RST80C1E-PFV
M6KP-0127-CFZ-372	RST80C1E-PFZ
M6KP-0142-CFV-072	RST97C1E-PFV
M6KP-0142-CFZ-372	RST97C1E-PFZ
M7KH-0083-CFA-072	RRT81C1E-PFA
M7KH-0083-CFV-072	RRT81C1E-PFV
M7KH-0083-CFZ-372	RRT81C1E-PFZ
M7KH-0096-CFA-072	RRT10K1E-PFA
M7KH-0096-CFV-072	RRT10K1E-PFV
M7KH-0096-CFZ-372	RRT10K1E-PFZ

NOTES:

- UNIT PUMPDOWN CAPACITY AT 90%

R-12	9.4 LBS
R-22	8.5 LBS
R-134a	8.6 LBS
R-404A	7.3 LBS
R-407A	8.1 LBS
R-407C	8.0 LBS
R-502	8.6 LBS
R-507	7.4 LBS
R-448A	7.8 LBS
R-449A	7.8 LBS
R-450A	8.3 LBS
R-513A	8.1 LBS

2. ALL OPENINGS MUST BE CAPPED OR PLUGGED.



	INTERPRET PER ASME Y14.5M-1994 AND EMERSON CLIMATE TECHNOLOGIES, INC. DESIGN STANDARDS DS2002		DO NOT SCALE DRAWING	
			UNLESS OTHERWISE SPECIFIED DIMENSIONS ARE INCH OR (MILLIMETER) TOLERANCES: 2-PLACE ± 3-PLACE ± ANGULAR ±	
	TITLE REF. DWG-WELD UNIT ASSM.	DRAWN BY ADS DATE 09-28-16	SUPERSEDES DWG. NO. / REV. NO. / SCALE 3:8	DATE FORMAT: MM-DD-YY SHEET 1 OF 1 4 SIZE
ECN201421 0 RELEASED 09-28-16 ADS TR		CONFIDENTIALITY NOTICE THIS DRAWING AND INFORMATION CONTAINED HEREIN ARE THE EXCLUSIVE PROPERTY OF EMERSON CLIMATE TECHNOLOGIES, INC. AND SHALL BE RETURNED UPON DEMAND AND SHALL NOT BE REPRODUCED IN WHOLE OR IN PART DISCLOSED TO ANYONE ELSE OR USED, WITHOUT THE WRITTEN CONSENT OF EMERSON CLIMATE TECHNOLOGIES, INC.		