










# LGRED° 2018 Duct Free System Lineup


















**POWERFUL HEAT TECHNOLOGY**  
Reliable to Extreme Degrees

**Stroh Sales Associates, LLC**  
WWW.STROHSALES.COM • TEL: 610-933-6400



LG System		Model	Category	SEER/EER/HSPF (Energy Star®) 18/12.5/9.6	AHRI Ref #	Lineset Liquid x Gas	Max Lineset Lgth/Max Elev (ft)	Min Lineset Lgth (ft)	Pre-Charge (ft)/ Trim Charge (oz/ft)	Voltage MCA/MOP	Drain Pan Heater (ODU)	Smart ThinQ WiFi Compatible PCRCUDT3	Standard Remote Control	Operating Temp Range C/H (ODU)	Low Ambient Wind Baffle (ODU)	Capacity Range Btuh Cooling Heating	Rated Capacity C/H @ 95°/47°F	Max Heat Btuh @ 17°/5°F	MSRP \$	MSRP System Price \$				
PREMIER LGRED° HIGHEST EFFICIENCY & HIGH HEAT OUTPUT (Single Zone)		LAN090HYV1	Indoor	27.5/15.65/12.0 (ES)	7947563	1/4 x 3/8	65.6/32.8	6.6	41 0.22	208-230 11.2/15	Factory Installed	Yes	14°F-118°F / -13°F-65°F	ZLABGP01A	Yes 0°F	1,023-12,966	9,000	11,940	\$651	\$2,037				
		LAU090HYV1	Outdoor												1,023-20,472	11,000	11,220	\$1,386						
		LAN120HYV1	Indoor	25.5/13.8/12.0 (ES)	7849625	1/4 x 3/8	65.6/32.8	6.6	41 0.22	208-230 11.2/15	Factory Installed	Yes			14°F-118°F / -13°F-65°F	ZLABGP01A	Yes 0°F	1,023-13,785	11,000	14,650	\$712	\$2,223		
		LAU120HYV1	Outdoor														1,023-22,178	12,000	13,720	\$1,511				
		LAN150HYV2	Indoor	24/13.48/12.5 (ES)	9680935	3/8 x 5/8	98.4/65.6	9.8	24.6 0.38	208-230 19/25	Factory Installed	Yes					14°F-118°F / -13°F-65°F	ZLABGP02A	Yes 0°F	3,070-21,000	15,000	21,430	\$882	\$2,394
		LAU150HYV2	Outdoor																3,070-25,200	18,000	18,950	\$1,512		
LAN180HYV2	Indoor	22/12.50/12.0 (ES)	9680934	3/8 x 5/8	98.4/65.6	9.8	24.6 0.38	208-230 19/25	Factory Installed	Yes	14°F-118°F / -13°F-65°F	ZLABGP02A	Yes 0°F	3,070-29,515					18,200	27,400	\$1,061	\$2,762		
LAU180HYV2	Outdoor												3,070-32,000	22,000					24,360	\$1,701				
LAN240HYV1	Indoor	22/12.5/12.0 (ES)	8584526	3/8 x 5/8	98.4/65.6	9.8	24.6 0.38	208-230 19/25	Factory Installed	Yes			14°F-118°F / -13°F-65°F	ZLABGP02A	Yes 0°F	3,070-30,000			22,000	27,410	\$915	\$2,904		
LAU240HYV1	Outdoor														3,070-35,200	27,000			23,690	\$1,989				
LG System		Model	Category	SEER/EER/HSPF (Energy Star®) 18/12.5/9.6	AHRI Ref #	Lineset Liquid x Gas	Lineset Max Lgth/Max Elevation (ft)	Min Lineset Lgth (ft)	Pre-Charge (ft)/ Trim Charge (oz/ft)	Voltage MCA/MOP					Drain Pan Heater (ODU)	Smart ThinQ WiFi Compatible PCRCUDT3	Standard Remote Control	Operating Temp Range C/H (ODU)	Low Ambient Wind Baffle (ODU)	Capacity Range Btuh Cool/Heat (Max Capacity Connectibility)	Rated Capacity C/H @ 95°/47°F	Max Heat Btuh @ 17°/5°F/-13°	MSRP \$	MSRP Individual Price \$
Multi F with LGRED° ODU (Multi Zone)		LMU180HHV (Must Connect 2 IDU)	Non-Ducted IDU	21.0/13.5/10.0 (ES)	10445372	1/4x3/8 (2)	Max ODU to IDU Piping 82'. Max Total Piping Lgth 164' / Max Elev between ODU & IDU 49.2'. Max Elev between IDU & IDU 24.6'.	9.8	49.2 .22	208-230 18.6/30					Yes	NA	NA	Cooling: 14°F-118°F (-4° with wind baffle)/ Heating: -13°F-75°F	Yes -4°F ZLABGP04A	8,400-19,980/ 10,248-24,000 (24,000)	18,000	23,600	\$2,700	\$2,700
			Ducted IDU	17.5/12.0/9.0	10445373						22,000	22,000												
			Mixed Ducted & Non-ducted IDU	19.6/11.8/9.7	10516996						16,500	23,600												
		LMU240HHV (Connect 2-3 IDU)	Non-ducted IDU	21.0/13.5/10.7 (ES)	10445374	1/4x3/8 (3)	Max ODU to IDU Piping 82'. Max Total Piping Lgth 246.1' / Max Elev between ODU & IDU 49.2'. Max Elev between IDU & IDU 24.6'.	9.8	73.8 .22	208-230 19/30	Yes	NA	NA	Cooling: 14°F-118°F (-4° with wind baffle)/ Heating: -13°F-75°F	Yes -4°F ZLABGP04A	8,400-25,000/ 9,240-28,800 (33,000)	24,000	28,500	\$3,064	\$3,064				
			Ducted IDU	17.0/11.5/9.0	10445375												26,000	26,000						
			Mixed Ducted & Non-ducted IDU	19.0/12.5/9.85 (ES)	10516997												20,000	27,450						
		LMU300HHV (Connect 2-4 IDU)	Non-Ducted IDU	20.0/12.5/11.0 (ES)	10445376	1/4x3/8 (4)	Max ODU to IDU Piping 82'. Max Total Piping Lgth 246.1' / Max Elev between ODU & IDU 49.2'. Max Elev between IDU & IDU 24.6'.	9.8	98.4 .22	208-230 19.4/30	Yes	NA	NA	Cooling: 14°F-118°F (-4° with wind baffle)/ Heating: -13°F-75°F	Yes -4°F ZLABGP04A	8,400-36,000/ 9,240-38,400 (40,000)	28,400	31,600	\$3,476	\$3,476				
			Ducted IDU	17.5/10.5/9.5	10445377												28,600	28,600						
			Mixed Ducted & Non-Ducted IDU	18.75/11.5/10.25	10525928												24,600	30,650						

LG System		Model	Category	SEER/EER/HSPF (Energy Star®) 18/12.5/9.6	AHRI Ref #	Lineset Liquid x Gas	Lineset Max Lgth/Max Elevation (ft)	Min Lineset Lgth (ft)	Pre-Charge (ft)/ Trim Charge (oz/ft)	Voltage MCA/MOP	Drain Pan Heater (ODU)	Smart ThinQ WiFi Compatible PCRCUDT3	Standard Remote Control	Operating Temp Range C/H (ODU)	Low Ambient Wind Baffle (ODU)	Capacity Range Btuh Cool/Heat (Max Capacity Connectibility)	Rated Capacity C/H @ 95°/47°F	Max Heat Btuh @ 17°/5°F/-13°	MSRP \$	MSRP Individual Price \$
Multi F Max with LGRED® ODU (Multi Zone)		LMU360HHV PMBD Unit(s) Required (Connect 2-5 IDU with minimum capacity of 18,000 btuhs)	Non-ducted IDU	21.0/15.0/11.5 (ES)	10443472	3/8x3/4 PMBD Unit(s) Required	Max ODU to IDU Piping 229.6'. Max Total Piping Lgth 475.7' / Max Elev between ODU & IDU 98.4' . IDU & IDU 49.2'.	9.8	Main: 16.4 Branch: 131.2 / Main: .54 Branch: .22	208-230 30.2/45	Yes	NA	NA	Cooling: 14°F-118°F (-4° with wind baffle)/ Heating: -13°F-64°F	Yes -4°F 2x ZLABGP04A	11,700-46,733/ 13,455-50,200 (48,000)	36,000 41,000	45,510 41,000 32,390	\$4,023	\$4,023
		Ducted IDU	17.5/13.5/10.5	10443475	34,000 40,000												44,400 40,000 31,600			
		Mixed Ducted & Non-ducted IDU	19.25/14.25/11.0 (ES)	10445111	35,000 40,500												44,960 40,500 32,000			
		LMU420HHV PMBD Unit(s) Required (Connect 2- 6H IDU with minimum of 18,000 btuhs)	Non-ducted IDU	20.5/14.0/11.0 (ES)	10443471	3/8x3/4 PMBD Unit(s) Required	Max ODU to IDU Piping 229.6'. Max Total Piping Lgth 475.7' / Max Elev between ODU & IDU 98.4' . IDU & IDU 49.2'.	9.8	Main: 16.4 Branch: 131.2 / Main: .54 Branch: .22	208-230 30.2/45	Yes	NA	NA	Cooling: 14°F-118°F (-4° with wind baffle)/ Heating: -13°F-64°F	Yes -4°F 2X ZLABGP04A	11,700-53,897/ 13,455-55,526 (56,000)	42,000 45,000	49,950 45,000 34,200	\$4,617	\$4,617
		Ducted IDU	19.0/13.0/10.5 (ES)	10443474	42,000 45,000												49,950 45,000 34,200			
		Mixed Ducted & Non-ducted IDU	19.75/13.5/10.75 (ES)	10444103	42,000 45,000												49,950 45,000 34,200			
LG System		Model	Category	Number of Ports	Lineset Liquid x Gas To IDU	Lineset Max Lgth/Max Elevation (ft)	Min Lineset Lgth (ft)		Voltage		Smart ThinQ WiFi Compatible PCRCUDT3	Standard Remote Control	Operating Temp Range C/H	Low Ambient Wind Baffle (ODU)	Max Capacity Connectibility		MSRP \$	MSRP Individual Price \$		
Branch Distribution (BD) Units for Multi F Max with LGRED®		PMBD3620	At least one BD Unit Required for Use With Multi F Max LMU480HV, LMU540HV & LMU600HV (PMBL5620 Y- Branch Connector is a Required Accessory if using more than one BD Unit)	1-2	1/4x3/8 (2)	Max ODU to BD(s):180.4'. Max BD to each IDU: 49.2'. Max Total BD(s) to IDU(s): 295.3'. Elev between BD & IDU: 32.8'; BD & BD: 49.2'.	10' from ODU to PMBD or from PMBD to IDU. 3' from ODU to Y & 2' from Y to PMBD.		208-230		NA	NA	0° to 150° F	N/A	48,000 Max Connected Capacity	Maximum nominal capacity per port & C 24,000 Btuh A,B is	\$400	\$400		
		PMBD3630		1-3	1/4x3/8 (3)										72,000 Max Connected Capacity					
		PMBD3640		1-4	1/4x3/8 (4)										73,000 Max Connected Capacity					
		PMBD3641 (Required for LM*N360HV)		1-4	1/4x3/8(3) + 1/4x1/2(1)										73,000 Max Connected Capacity					
		PMBL5620	Y-Branch Connector for Multi F Max LMU480/540/600HV	NA	3/8x3/4										2 x PMBD36**	\$180	\$180			

LG System		Model	Category	Compatible with Multi F ODU LMU**0(C,H)HV	Lineset Liquid x Gas	Lineset Max Lgth/Max Elevation (ft)	Min Lineset Lgth (ft)	Voltage	Capacity for Connecting to ODU	Smart ThinQ WiFi Compatible PCRCUDT3	Standard Remote Control	Additional Information (Please see installation manuals for all installation requirements)	MSRP \$	MSRP Individual Price \$				
Multi F with LGRED® IDU (Multi Zone)		LMN078HVT	Standard Wall Mount	18,24,30,36,42,48,54,60	1/4 x 3/8	For LMU18, 24, 30 & 36: Max Lgth not to exceed 82' per IDU. Elev between ODU & IDU 49.2' / IDU & IDU 24.6'. For LMU48 & 54: Max Lgth not exceed 49.2' from BD to IDU. Elev between BD & IDU: 32.8' / IDU & IDU: 49.2'. Always refer to install manual.	10' from ODU to IDU or from PMBD to IDU	208-230	7,000	Yes For Models Produced after 11/2015		For lineset sizes other than 1/4 x 3/8, required pipe adapters will be included in IDU package. Always verify proper lineset size for all Multi F systems.	\$606	\$606				
		LSN090HSV5		18,24,30,36,42,48,54,60	1/4 x 3/8				9,000				\$615	\$664				
		LSN120HSV5		18,24,30,36,42,48,54,60	1/4 x 3/8				12,000				\$650	\$702				
		LMN158HVT		18,24,30,36,42,48,54,60	1/4 x 3/8				15,000				\$895	\$895				
		LSN180HSV5		24,30,36,42,48,54,60	1/4 x 1/2				18,000				\$930	\$1,004				
		LMN248HVT		24,30,36,42,48,54,60	1/4 x 1/2				24,000				\$1,269	\$1,269				
		LAN090HSV5	Mirror Wall Mount	18,24,30,36,42,48,54,60	1/4 x 3/8				9,000	Yes Built In			9,000	\$654	\$706			
		LAN120HSV5		18,24,30,36,42,48,54,60	1/4 x 3/8				12,000				\$768			\$829		
		LAN180HSV5		24,30,36,42,48,54,60	1/4 x 1/2				18,000				\$874			\$944		
		LMAN097HVP	Gallery Wall Mount	18,24,30,36,42,48,54,60	1/4 x 3/8				9,000				No		9,000	\$861	\$861	
		LMAN127HVP		18,24,30,36,42,48,54,60	1/4 x 3/8				11,200						\$950			\$950
		LDN097HV4	Low Static Ducted	18,24,30,36,42,48,54,60	1/4 x 3/8				9,000						No		9,000	\$876
	LDN127HV4	18,24,30,36,42,48,54,60		1/4 x 3/8	12,000				\$901	\$901								
	LMDN186HV	30,36,42,48,54,60		1/4 x 1/2	18,000				\$1,176	\$1,176								
		LMHN240HV	High Static Ducted	30,36,42,48,54,60	1/4 x 1/2				24,000*	No					24,000*	\$1,300	\$1,300	
		LMHN360HV		42,48,54,60 + PMBD3641	3/8 x 5/8				36,000*				\$1,800	\$1,800				
		LMHN180HV4		24,30,36,42,48,54,60	1/4 x 1/2				18,000				\$2,183	\$2,183				
		LVN240HV4	Multi Position Ducted	30,36,42,48,54,60	3/8 x 5/8				24,000*				Yes		24,000*	\$2,344	\$2,344	
		LVN360HV4		42,48,54,60 + PMBD3641	3/8 x 5/8				36,000*						\$2,601			\$2,601
		ANEH053B1	5 Kw Electric Heater Kit for LVN**OHV4												*Multiply capacity by 1.3	NA	NA	PREMT**** Controller is required if using optional electric heater kit. Heat Kits available in 3,5,8,10, 15 & 20 kW
		ANEH103B2	10 Kw Electric Heater Kit for LVN**OHV4							\$265	\$265							
		PREMTBCV1	MultiSITE Thermostat (Motion & Humidity Sensor)							\$340	\$340							
	PREMTB10U	Programmable Thermostat w/ 2 Set Points (White)							\$179	\$179								
	LMCN077HV	Ceiling Cassette	18,24,30,36,42,48,54,60	1/4 x 3/8	7,000				No		Standard Ceiling Cassette Grille PT-UQC or Optional True 2'x2' Ceiling Cassette Grille PT-QCHW0 must be ordered separately		7,000	\$583				
	LCN097HV4		18,24,30,36,42,48,54,60	1/4 x 3/8	9,000								\$759		\$759			
	LCN127HV4		18,24,30,36,42,48,54,60	1/4 x 3/8	12,000								\$919		\$919			
	LMCN185HV		24,30,36,42,48,54,60	1/4 x 1/2	18,000								\$1,297		\$1,297			
	PT-UQC		Cassette Grille for LMCN***HV4												\$139	\$139		
PT-QCHW0	True 2'x2' Cassette Grille for LMCN**HV4				\$139	\$139												
Accessories	PSWMOZ3	LG SIMs 2.0 Diagnostic WiFi Module											\$99					
	PCRCUDT3	LG Smart AC WiFi Compatibility Module for Smartphone											\$99					
	PQSH1200	Drain Pan Heater for ODU (See ODU install manual for compatability)											\$225					
	PQSH1201	Drain Pan Heater for ODU (See ODU install manual for compatability)											\$168					
	ZLABGP01A	Low Ambient Cooling Wind Baffle for ODU											\$124					
	ZLABGP02A	Low Ambient Cooling Wind Baffle for ODU											\$127					
	ZLABGP03A	Low Ambient Cooling Wind Baffle for ODU											\$113					
	ZLABGP04A	Low Ambient Cooling Wind Baffle for ODU											\$120					
	PDRYCB300	Dry Contact for 3rd Part Thermostat (5-12Vdc, 24 Vac)											\$209					
	PREMTBVC0	MultiSITE Remote Controller											\$315					
	PREMTBCV1	MultiSITE Remote Controller (On-board Motion & Humidity Sensor)											\$340					
	PREMTB10U	Thermostat - Programmable w/ 2 Set Point (White)											\$179					
	PREMTA000	Thermostat - Programmable Premium											\$355					
	PZCWRC1	32.8' Extension Cable for Wired Thermostat											\$19					

LG DFS product & support information can be found at: [www.lg-dfs.com](http://www.lg-dfs.com) • Visit the LG Home Comfort Solutions site at: [www.lghomecomfort.com](http://www.lghomecomfort.com)

Warranty registration can be found at: [www.lg.com](http://www.lg.com) • Extended warranty information can be found at: [www.lg-dfs-warranty.com](http://www.lg-dfs-warranty.com)

LG Tech Support: (888)-865-3026, Option 2 • ALWAYS GET LG CASE (CNN) #

