

## Ruud Achiever Plus® Series Two-Stage Air Conditioners



### UA17 Series

Efficiencies up to 17 SEER/13 EER

Nominal Sizes 2, 3, 4 & 5 Ton

[7.03, 10.6, 14.06 & 17.6 kW]

Cooling Capacities 17.3 to 60.5 kBTU

[5.7 to 17.7 kW]



*"Proper sizing and installation of equipment is critical to achieve optimal performance. Split system air conditioners and heat pumps must be matched with appropriate coil components to meet Energy Star. Ask your Contractor for details or visit [www.energystar.gov](http://www.energystar.gov)."*



- **EcoNet® Enabled product.** The EcoNet Smart Home System provides advanced air & water control for maximum energy savings and ideal comfort.
- New composite base pan – dampens sound, captures louver panels, eliminates corrosion and reduces number of fasteners needed
- Powder coat paint system – for a long lasting professional finish
- The Two Stage Copeland Scroll™ UltraTech™ Compressor modulates between two capacity settings – 67% and 100% – providing more precise temperature control, lower humidity and greater efficiency in comparison to single stage compressors. It uses 70% fewer moving parts which also increases efficiency and reliability.
- Modern cabinet aesthetics – increased curb appeal with visually appealing design
- Curved louver panels – provide ultimate coil protection, enhance cabinet strength, and increased cabinet rigidity
- Optimized fan orifice – optimizes airflow and reduces unit sound
- Rust resistant screws – confirmed through 1500-hour salt spray testing
- PlusOne™ **Expanded Valve Space** – 3"-4"-5" service valve space – provides a minimum working area of 27-square inches for easier access
- PlusOne™ **Triple Service Access** – 15" wide, industry leading corner service access – makes repairs easier and faster. The two fastener removable corner allows optimal access to internal unit components. Individual louver panels come out once fastener is removed, for faster coil cleaning and easier cabinet reassembly
- Diagnostic service window with two-fastener opening – provides access to the high and low pressure.
- External gauge port access – allows easy connection of "low-loss" gauge ports
- Single-row condenser coil – makes unit lighter and allows thorough coil cleaning to maintain "out of the box" performance
- 35% fewer cabinet fasteners and fastener-free base – allow for faster access to internal components and hassle-free panel removal
- Service trays – hold fasteners or caps during service calls
- QR code – provides technical information on demand for faster service calls
- Fan motor harness with extra long wires allows unit top to be removed without disconnecting fan wire.
- High and low pressure standard on all models.

## TABLE OF CONTENTS

Standard Feature .....	3
Available SKUs .....	3
Features & Benefits .....	4-6
Model Number Identification .....	7-8
General Data/Electrical Data .....	9
Accessories .....	10
Weighted Sound Power .....	10
Smart Home Systems .....	11
Unit Dimensions.....	12
Clearances.....	13
Wiring Diagrams .....	14-15
Application Guidelines .....	14-15
Refrigerant Line Size Information .....	16-17
Performance Data .....	18-25
Guide Specifications .....	26
Limited Warranty .....	27

## Standard Feature Table

Feature	STANDARD FEATURES			
	24	36	48	60
R-410A Refrigerant	√	√	√	√
Maximum SEER	17	17	17	16
Maximum EER	13	13	13	12.5
EcoNet Enabled	√	√	√	√
Two Stage Copeland Scroll™ UltraTech™ Compressor	√	√	√	√
Field Installed Filter Drier	√	√	√	√
Front Seating Service Valves	√	√	√	√
Internal Pressure Relief Valve	√	√	√	√
Internal Thermal Overload	√	√	√	√
Long Line capability	√	√	√	√
Low Ambient capability with Kit	√	√	√	√
3-4-5 Expanded Valve Space	√	√	√	√
Composite Basepan	√	√	√	√
2 Screw Control Box Access	√	√	√	√
15" Access to Internal Components	√	√	√	√
Quick release louver panel design	√	√	√	√
No fasteners to remove along bottom	√	√	√	√
Optimized Venturi Airflow	√	√	√	√
Single row condenser coil	√	√	√	√
Powder coated paint	√	√	√	√
Rust resistant screws	√	√	√	√
QR code	√	√	√	√
External gauge ports	√	√	√	√
Service trays	√	√	√	√

√ = Standard

## Available SKUs

Available Models	Description
UA1724AJ2CB	<i>Achiever Plus</i> ® Series 2 ton 17 SEER Two Stage Air Conditioner-208/230/1/60
UA1736AJ2CB	<i>Achiever Plus</i> ® Series 3 ton 17 SEER Two Stage Air Conditioner-208/230/1/60
UA1748AJ2CB	<i>Achiever Plus</i> ® Series 4 ton 17 SEER Two Stage Air Conditioner-208/230/1/60
UA1760AJ2CB	<i>Achiever Plus</i> ® Series 5 ton 17 SEER Two Stage Air Conditioner-208/230/1/60


## Introduction to UA17 Air Conditioner

The UA17 is our EcoNet Enabled 17 SEER Two-Stage Air Conditioner and is part of the Ruud Air Conditioner product line that extends from 13 to 20 SEER. This highly featured and reliable air conditioner is designed for years of dependable, efficient operation when matched with Ruud indoor aluminum evaporator coils and furnaces or air handlers.

The Achiever Plus® Series UA17 is part of a new line of Ruud smart heating, cooling and water heating products. Using the latest in sensor technology and a powerful EcoNet® monitoring system, Ruud provides homeowners with a new level of protection, control and energy savings. Ruud smart heating, cooling and water heating products will alert the homeowner if there is ever an issue via the EcoNet Smart Thermostat (1) and the EcoNet Mobile app. The EcoNet Mobile App makes it easy for homeowners to manage their home comfort environment at home or on-the-go\*, while enjoying the convenience and savings benefits of a highly efficient system.




Our unique composite base (3) reduces sound emission, eliminates rattles, significantly reduces fasteners, eliminates corrosion and has integrated brass compressor attachment inserts (4).




Furthermore it has incorporated into the design, water management features, means for hand placement (5) for unit maneuvering, screw trays (6) and inserts for lifting off unit pad. (7)


Service Valves (8) are rigidly mounted in the composite base with 3" between suction and discharge valves, 4" clearance below service valves and a minimum of 5" above the service valves, creating industry leading ease of installation. The minimum 27 square-inches around the service valves allows ample room to remove service valve schrader prior to brazing, plenty of clearance for easy brazing of the suction and discharge lines to service valve outlets, easy access and hookup of low loss refrigerant gauges (9), and access to the service valve caps for opening. For applications with long-line lengths up to 250 feet total equivalent length, up to 200 feet condenser above evaporator, or up to 80 feet evaporator above condenser, the long-line instructions in the installation manual should be followed.




Controls are accessed from the corner of the unit by removing only two fasteners from the control access cover, revealing the industry's largest 15" wide and 14" tall control area (10). With all this room in the control area the high voltage electrical whip (11) can easily be inserted through the right size opening in the bottom of the control area. Routing it leads directly to contractor lugs for connection. The low voltage control wires (12) are easily connected to the units low voltage wiring. If contactor or capacitor (13) needs to be replaced there is more than adequate space to make the repair. The service window (14) can be removed by removing two screws, to access the high and low pressure switches and view interior of unit. (15) (High and low pressure is standard on UA17 models).



If in the rare event, greater access is needed to internal components, such as the compressor, the entire corner of the unit can be removed along with the top cover assembly to have unprecedented access to interior of the unit (16). Extra wire length is incorporated into each outdoor fan and compressor so top cover and control panel can be positioned next to the unit. With minimal effort the plug can be removed from the compressor and the outdoor fan wires can be removed from the capacitor to allow even more uncluttered access to the interior of the unit (17). Outdoor coil heights range from as short as 35" to 51". Disassembly to this degree and complete reassembly only takes a first time service technician less than 10 minutes. (17)



All units utilize strong formed louver panels which provide industry leading coil protection. Louver removal for coil cleaning is accomplished by removing one screw and lifting the panel out of the composite base pan. (19) All UA17 units utilize single row coils (18) making cleaning easy and complete, restoring the performance of the air conditioner back to out of the box performance levels year after year.




\*WiFi broadband internet connection required. Download the EcoNet App from the App Store or Google Play to set up your EcoNet Smart Thermostat. Receipt of notifications depend on home WiFi set up. WiFi broadband internet connection required.

The outdoor fan motor has sleeve bearings and is inherently protected. The motor is totally enclosed for maximum protection from weather, dust and corrosion. (20) Access to the outdoor fan is made by removing four fasteners from the fan grille. The outdoor fan can be removed from the fan grille by removing 4 fasteners in the rare case outdoor fan motor fails.

Each cabinet has optimized composite (21) fan orifice assuring efficient and quiet airflow.



The entire cabinet has post powder paint (22) achieving 1000 hour salt spray rating, allowing the cabinet to retain its aesthetics throughout its life.



Two Stage Copeland Scroll™ UltraTech™ compressors with standard internal pressure relief and internal thermal overload are used on all capacities assuring longevity of high efficient and quiet operation for the life of the product.

All models come standard with high and low pressure controls. Each unit is shipped with filter drier for field installation and will trap any moisture or dirt that could contaminate the refrigerant system.



All cabinets have industry leading structural strength due to the composite base pan (23), interlocking corner post (24), formed curved louver panels (25) and drawn top cover (26) making it the most durable cabinet on the market today.

Each UA17 capacity has undergone rigorous psychometric testing to assure performance ratings of capacity, SEER and EER per AHRI Standard 210/240 rating conditions. Also each unit bears the UL mark and each unit is certified to UL 1995 safety standards.



Each unit has undergone specific strain and modal testing to assure tubing (27) is outside the units natural frequency and that the suction and discharge lines connected to the compressor withstand any starting, steady state operation, or shut down forces imposed by the compressor.

All units have been sound tested in sound chamber to AHRI 270 rating conditions, and A-weighted Sound Power Level tables produced, assuring units have acceptable noise qualities (see page 10). Each unit has been ran in cooling operation at 95°F and 82°F and sound ratings for the UA17 range from as low as 72.3 dBA to 76.7 dBA.

All units have been ship tested to assure units meet stringent "over the road" shipping conditions.

As manufactured, all units in the UA17 family have cooling capability to 55 °F. Addition of low ambient control will allow the unit to operate down to 0°F. Factory testing is performed on each unit. All component parts meet well defined specification and continually go through receiving inspections. Each component installed on a unit is scanned, assuring correct component utilization for a given unit capacity and voltage. All condenser coils are leak tested with pressurization test to 550#s and once installed and assembled, each units' complete refrigerant system is helium leak tested. All units are fully charged from the factory for up to 15 feet of piping. All units are factory run tested. The UA17 has a 10-year conditional unit replacement warranty (registration required) and a 10 year limited parts warranty.

## Optional Accessories

(Refer to accessory chart for model #)

### Compressor Crankcase Heater

Protects against refrigerant migration that can occur during low ambient operation

### Compressor Sound Cover

- Reinforced vinyl compressor cover containing a 1½ inch thick batt of fiberglass insulation
- Open edges are sealed with a one-inch wide hook and loop fastening tape

### Compressor Hard Start Kit

- Single-phase units are equipped with a PSC compressor motor, this type of motor normally does not need a potential relay and start capacitor
- Kit may be required to increase the compressor starting torque, in conditions such as low voltage

### Low Ambient Kit

- Air conditioners operate satisfactorily in the cooling mode down to 55°F outdoor air temperature without any additional controls
- This Kit can be added in the field enabling unit to operate properly down to 0° in the cooling mode
- Crankcase heater and freezestat should be installed on compressors equipped with a low ambient kit

### Decorative Top

- Can be installed on fan grille

## Accessories

### EcoNet Smart Thermostat



The EcoNet Smart Thermostat serves as the hub of communication for a home's Heating, Cooling and Water Heating systems, and is required to operate an EcoNet Enabled Heating & Cooling system in a fully communicating mode.

**UETST700SYS**

## Air Conditioners\*

U	A	17	24	A	J	2	C	B	*
Brand	Product Category	SEER	Capacity BTU/HR	Major Series*	Voltage	Type	Controls	Minor Series**	Option Code
Ruud	A - Air Conditioners	13 - 13 SEER	18 - 18,000 [5.28 kW]	A - 1st Design	J - 1ph, 208-230/60	1 - Single-stage	C - Communicating	A - 1st Design	N/A
		14 - 14 SEER	24 - 24,000 [7.03 kW]	B - 2nd Design	C - 3ph, 208-230/60	2 - Two-stage	N - Non-Communicating	B - High and low pressure control	
		16 - 16 SEER	30 - 30,000 [8.79 kW]			V - Inverter			
		17 - 17 SEER	36 - 36,000 [10.55 kW]						
		20 - 20 SEER	42 - 42,000 [12.31 kW]						
			48 - 48,000 [14.07 kW]						
			60 - 60,000 [17.58 kW]						

\*See page 3 for available SKU's.

## Heat Pumps (For Reference)\*\*

U	P	17	24	A	J	V	C	A	*
Brand	Product Category	SEER	Capacity BTU/HR	Major Series*	Voltage	Type	Controls	Minor Series**	Option Code
Ruud	P - Heat Pump	13 - 13 SEER	18 - 18,000 [5.28 kW]	A - 1st Design	J - 1ph, 208-230/60	1 - Single-stage	C - Communicating	A - 1st Design	N/A
		14 - 14 SEER	24 - 24,000 [7.03 kW]		C - 3ph, 208-230/60	2 - Two-stage	N - Non-Communicating		
		15 - 15 SEER	30 - 30,000 [8.79 kW]		D - 3ph, 460/60	V - Inverter			
		17 - 17 SEER	36 - 36,000 [10.55 kW]			P - Piston			
		20 - 20 SEER	42 - 42,000 [12.31 kW]						
			48 - 48,000 [14.07 kW]						
			60 - 60,000 [17.58 kW]						

## Furnace Coils (For Reference)\*\*

R	C	F	24	17	S	E	A	M	C	A	*
Brand	Product Category	Type	Capacity BTU/HR	Width	Efficiency	Metering Device	Major Series*	Orientation	Casing	Minor Series**	Option Code
Ruud	C - Evap Coil	F - Furn Coil	24 - 24,000 [7.03 kW]	14 - 14"	S - Standard Eff.	T-TXV	A - 1st Design	M - Multipoise	C - Cased	A - 1st Design	N/A
		H - Air-Handler Coil	36 - 36,000 [10.55 kW]	17 - 17.5"	M- Mid Eff.	E-EEV		V - Vertical only/convertible	U - Uncased		
			48 - 48,000 [14.07 kW]	21 - 21"	H- High Eff.	P-Piston		H - Ded.			
			60 - 60,000 [17.58 kW]	24 - 24.5"				Horizontal only			

\*\*Model number ID's are for reference only. See available SKU page of applicable spec sheet for table of available SKU's for a specific model.

[ ] Designates Metric Conversions

**90%+ AFUE Gas Furnaces (For Reference)\*\***

U	96	V	A	70	2	3	17	M	S	A
Brand	Series	Motor	Major Rev	Input BTU/HR	Stages	Air Flow	Cabinet Width	Configuration	Nox	Minor Rev
Ruud	90 - 90 AFUE 92 - 92 AFUE 95 - 95 AFUE 96 - 96 AFUE (X-13) 97 - 97 AFUE	V - Variable speed T - Constant Torque (X-13) P - PSC	A - 1st Design	040 - 42,000 [12.31 kW] 060 - 56,000 [16.41 kW] 070 - 70,000 [20.51 kW] 085 - 84,000 [24.62 kW] 100 - 98,000 [28.72 kW] 115 - 112,000 [32.82 kW]	1 - Single-stage 2 - Two-stage M - Modulating	3 - up to 3 ton 5 - 3 1/2 up to 5 ton	14 - 14" 17 - 17.5" 21 - 21" 24 - 24.5"	M - Multi	X - Low Nox S - Standard	A - 1st Design

**80% AFUE Gas Furnaces (For Reference)\*\***

U	80	2	V	A	075	3	17	M	S	A
Brand	Series	Stages	Motor	Major Rev	Input BTU/HR	Air Flow	Cabinet Width	Configuration	Nox	Minor Rev
Ruud	80 - 80+ AFUE	1 - Single-stage 2 - Two-stage	V - Variable speed T - Constant Torque (X-13) P - PSC premium S - PSC standard	A - 1st Design	050 - 50,000 [15 kW] 075 - 75,000 [22 kW] 100 - 100,000 [29 kW] 125 - 125,000 [37 kW] 150 - 150,000 [44 kW]	3 - up to 3 ton 4 - 2 1/2 to 4 ton 5 - 3 1/2 up to 5 ton	14 - 14" 17 - 17.5" 21 - 21" 24 - 24.5"	M - Multi D - Down Z - Down & zero clearance down flow	X - Low Nox S - Standard	A - 1st Design

**Air Handlers (For Reference)\*\***

R	H	2	I	36	17	S	E	A	C	A	000	*	-
Brand	Product Category	Stages of Airflow	Motor Type	Capacity BTU/HR	Width	Coil Size	Metering Device	Major Series*	Controls	Voltage	Minor Series**	Factory Heat Cap	Option Code
Ruud	H - Air Handler	1 - Single-Stage 2 - Two-Stage M - Modulating	V - Variable Speed T - Constant Torque P - PSC	24 - 24,000 [7.03 kW] 36 - 36,000 [10.55 kW] 48 - 48,000 [14.07 kW] 60 - 60,000 [17.58 kW]	14 - 14" 17 - 17.5" 21 - 21" 24 - 24.5"	S - Standard Eff. M - Mid Eff. H - High Eff.	T - TEV E - EEV P - Piston	A - 1st Design	C - Communicating N - Non-comm	A - 1ph, 115/60 J - 1ph, 208-240/60 D - 3ph, 480/60	A - 1st Design	00 - no factory heat with option code	*TBD

\*\*Model number ID's are for reference only. See available SKU page of applicable spec sheet for table of available SKU's for a specific model.

[ J Designates Metric Conversions



<b>Physical Data</b>				
Model No.	UA1724A	UA1736A	UA1748A	UA1760A
Nominal Tonnage	2.0	3.0	4.0	5.0
<b>Valve Connections</b>				
Liquid Line O.D. – in.	3/8	3/8	3/8	3/8
Suction Line O.D. – in.	3/4	3/4	7/8	7/8
Refrigerant (R-410A) furnished oz. <sup>1</sup>	128	151	204	223
Compressor Type	Scroll			
<b>Outdoor Coil</b>				
Net face area – Outer Coil	19.8	22.2	32.3	32.3
Net face area – Inner Coil	—	—	—	—
Tube diameter – in.	0.375	0.375	0.375	0.375
Number of rows	1	1	1	1
Fins per inch	20	22	22	22
<b>Outdoor Fan</b>				
Diameter – in.	24	24	26	26
Number of blades	3	3	3	3
Motor hp	1/5	1/5	1/2	1/2
CFM	3326	3540	4251	5133
RPM	850	820	646	825
watts	112	112	132	113
Shipping weight – lbs.	200	209	297	298
Operating weight – lbs.	193	202	290	291
<b>Electrical Data</b>				
Line Voltage Data (Volts-Phase-Hz)	208/230-1-60	208/230-1-60	208/230-1-60	208/230-1-60
Maximum overcurrent protection (amps) <sup>2</sup>	25	35	50	60
Minimum circuit ampacity <sup>3</sup>	16	21	32	42
<b>Compressor</b>				
Rated load amps	11.7	15.3	21.2	28.8
Locked rotor amps	58.3	83	104	152.9
<b>Condenser Fan Motor</b>				
Full load amps	1.4	1.2	5.3	5.3
Locked rotor amps	—	—	—	—

<sup>1</sup>Refrigerant charge sufficient for 15 ft. length of refrigerant lines. For longer line set requirements see the installation instructions for information about set length and additional refrigerant charge required.

<sup>2</sup>HACR type circuit breaker or fuse.

<sup>3</sup>Refer to National Electrical Code manual to determine wire, fuse and disconnect size requirements.

## Accessories

Model No.		UA1724	UA1736	UA1748	UA1760
EcoNet Smart Thermostat		UETST700SYS	UETST700SYS	UETST700SYS	UETST700SYS
Compressor crankcase heater*		44-17402-44	44-17402-44	44-101884-05	44-101884-05
Low ambient control		RXAD-A08	RXAD-A08	RXAD-A08	RXAD-A08
Freeze Stat		50313	50313	50313	50313
Compressor sound cover		68-23427-26	68-23427-26	68-25217-10	68-25217-10
Compressor hard start kit		SK-A1	SK-A1	SK-A1	SK-A1
Liquid Line Solenoid (24 VAC, 50/60 Hz)	Solenoid Valve	200RD2T3TVLC	200RD2T3TVLC	200RD3T3TVLC	200RD3T3TVLC
	Solenoid Coil	61-AMG24V	61-AMG24V	61-AMG24V	61-AMG24V
Liquid Line Solenoid (120/240 VAC, 50/60 Hz)	Solenoid Valve	200RD2T3TVLC	200RD2T3TVLC	200RD3T3TVLC	200RD3T3TVLC
	Solenoid Coil	61-AMG120/240V	61-AMG120/240V	61-AMG120/240V	61-AMG120/240V

\*Crankcase Heater recommended with Low Ambient Kit.

## Weighted Sound Power Level (dBA)

Unit Size - Voltage, Series	Standard Rating (dBA)	TYPICAL OCTAVE BAND SPECTRUM (dBA without tone adjustment)						
		125	250	500	1000	2000	4000	8000
UA1724A	72.5	48.6	53.7	62.9	63.0	60.5	57.3	54.6
UA1736A	72.3	53.1	52.7	60.9	62.4	61.2	58.4	51.6
UA1748A	73.0	46.1	50.4	59.5	64.6	59.6	55.8	54.6
UA1760A	76.7	58.8	60.5	65.6	65.2	62.9	62.4	55.5

NOTE: Tested in accordance with AHRI Standard 270-08 (not listed in AHRI)

## Integrated Controls



EcoNet is smart, new technology developed exclusively by Ruud that allows Heating, Cooling, and Water Heating products to communicate with each other on one integrated network.

### THE ECONET® SMART THERMOSTAT

**BUILT-IN WIFI**

**4.3" LCD TOUCH SCREEN**

**LOCAL WEATHER** – Current conditions plus 6-day forecast

**5 OPERATING MODES** – Heat, Cool, Auto, Emergency Heat and Fan Only

**7-DAY PROGRAMMABLE SCHEDULE** – Offers comfort without thought

**ONE-TOUCH AWAY** – Quickly switch to your energy-saving away preferences

**VACATION SCHEDULING** – Allows you to save while you're away and come home to comfort

**MOTION SENSOR** – Automatically wakes the screen as you approach

**STANDBY SCREEN** – Displays indoor temperature and current weather



**UETST700SYS**

### OPERATIONAL FEATURES

**AUTOMATIC CHANGEOVER** – Transitions between heating and cooling automatically to keep the house comfortable

**INTEGRATED WATER CONTROL** – Enables easy water heater management

**SMOOTH ARRIVAL** – Prompts the system to start ahead of schedule to ensure the home is at the desired temperature at the scheduled time

**HUMIDITY CONTROL** – Supports humidifier accessories or over-cool based dehumidification

**DETAILED OPERATING STATUS** – View pertinent equipment status information and run times

**CONTINUOUS FAN** – Offers 5 speeds (Low, Medium Low, Medium, Medium High, High)

**SHORT-CYCLE PROTECTION** – Avoids damage to equipment from short run cycles

### MONITORING & REMOTE CONTROL FEATURES

**ACTIVE MONITORING** – Alerts to problems that need immediate attention

**REMOTE CONTROL** – Allows adjusting of comfort and settings from anywhere using a mobile device

**SERVICE ALERTS** – Sends routine maintenance reminders

**AIR FILTER MONITORING** – Detects when it's time to replace the air filter

**ALARM HISTORY** – Displays time-stamped alarm codes with clear descriptions

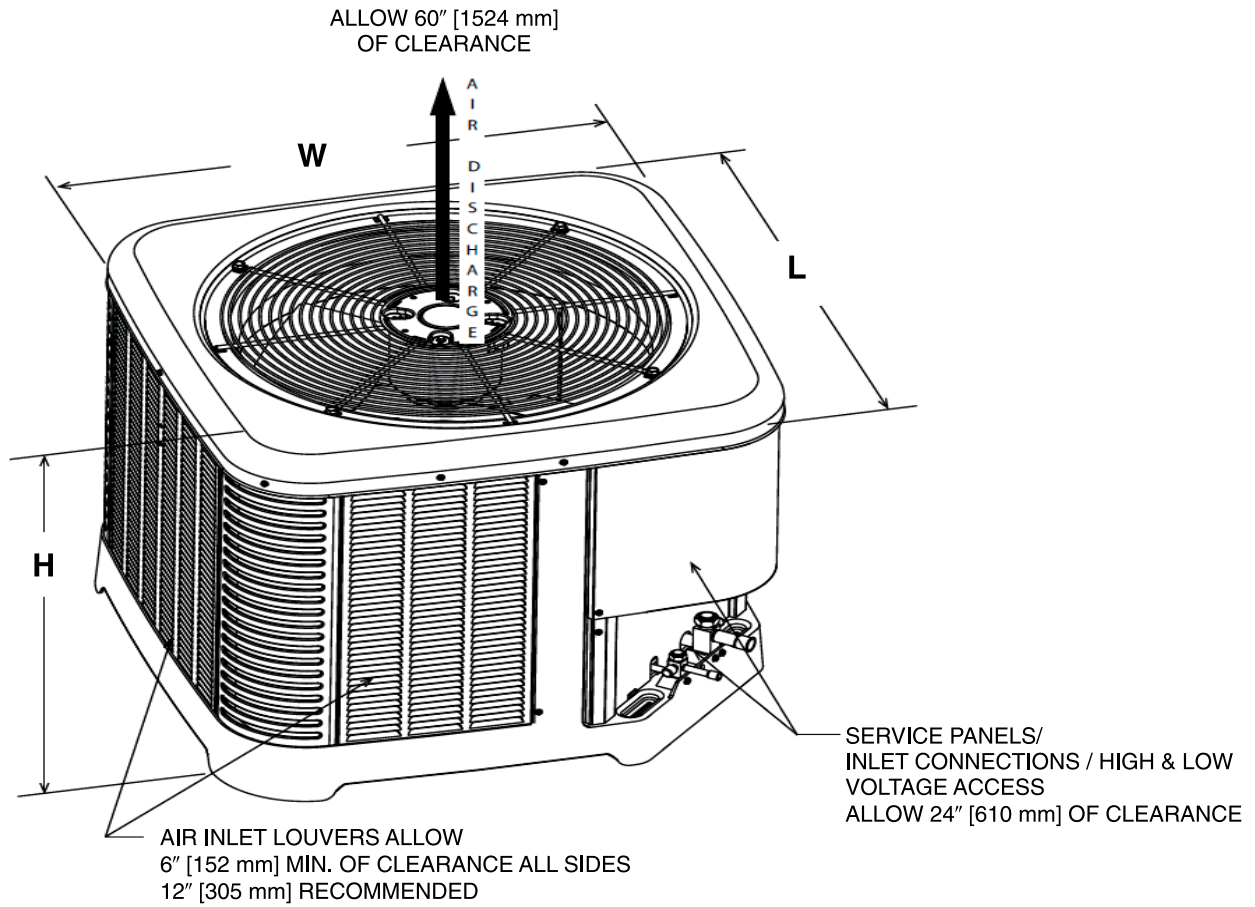
### ECONET SMART THERMOSTAT COMPATIBILITY

Models	Heating & Cooling									
	Gas Furnaces				Air Handlers		Air Conditioners		Heat Pumps	
	U802V	U96V	U97V	U98V	RHMV	RH2T	UA20	UA17*	UP20	UP17
UETST700SYS	✓	✓	✓	✓	✓	✓	✓	✓	✓	✓

\*Models not EcoNet Enabled: RA1724AJ2NB, RA1736AJ2NB, RA1748AJ2NB, RA1760AJ2NB

## Unit Dimensions

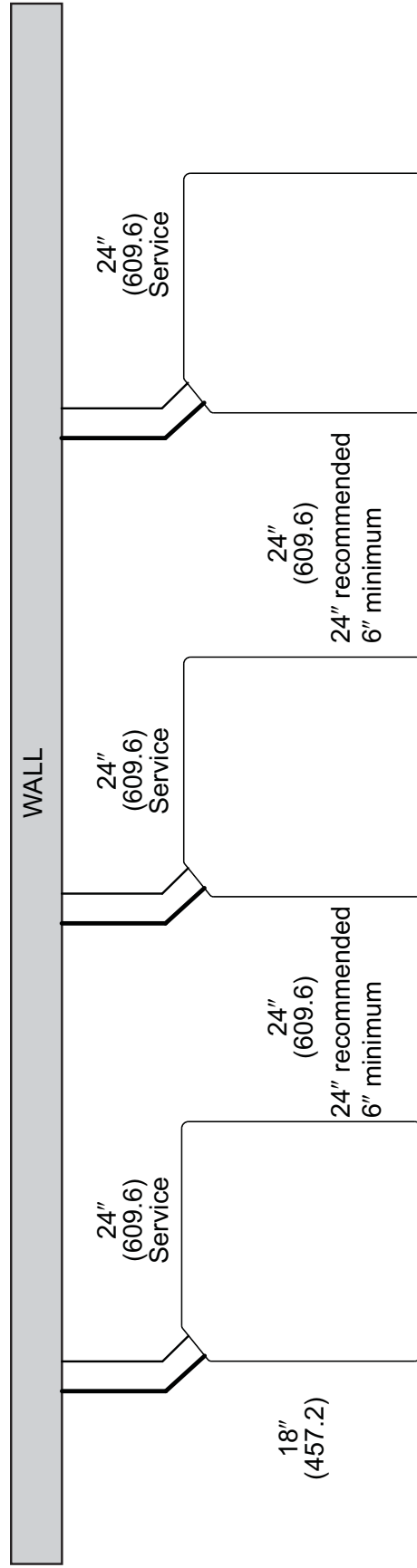
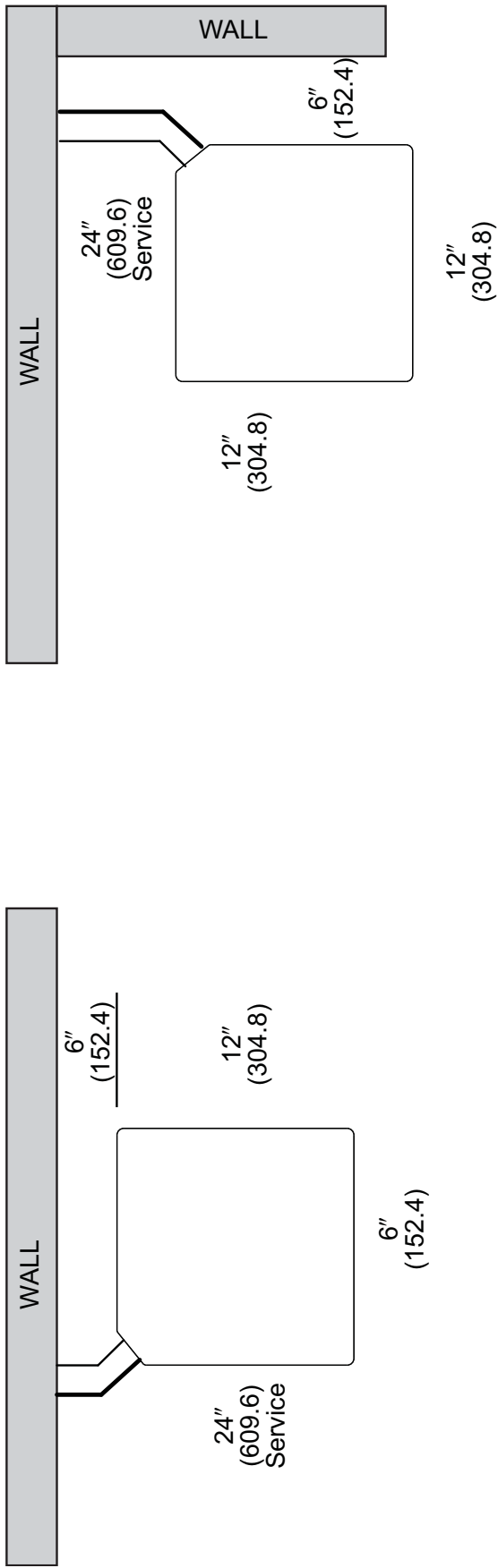
MODEL NO.	OPERATING						SHIPPING					
	H (Height)		L (Length)		W (Width)		H (Height)		L (Length)		W (Width)	
	INCHES	mm	INCHES	mm	INCHES	mm	INCHES	mm	INCHES	mm	INCHES	mm
UA1724	35	889	33.75	857	33.75	857	36.75	933	36.38	924	36.38	924
UA1736	39	990	33.75	857	33.75	857	40.75	1035	36.38	924	36.38	924
UA1748	51	1295	35.75	908	35.75	908	52.75	1339	38.38	974	38.38	974
UA1760	51	1295	35.75	908	35.75	908	52.75	1339	38.38	974	38.38	974



[ ] Designates Metric Conversions

ST-A1226-02-00

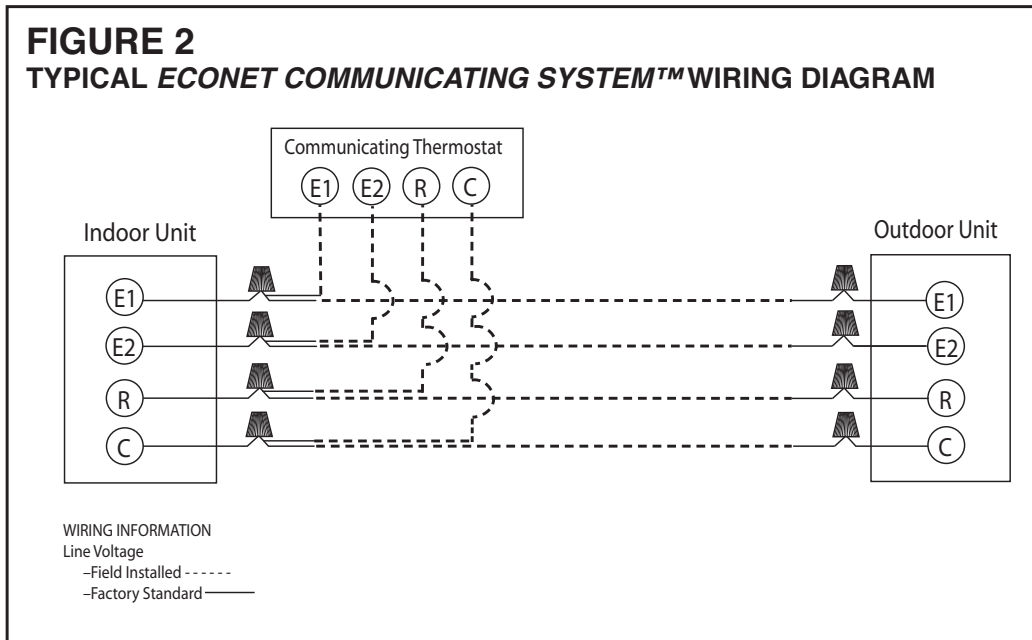
# CLEARANCES



**NOTE: NUMBERS IN ( ) = mm**

**IMPORTANT:** When installing multiple units in an alcove, roof well or partially enclosed area, ensure there is adequate ventilation to prevent re-circulation of discharge air.

## Control Wiring



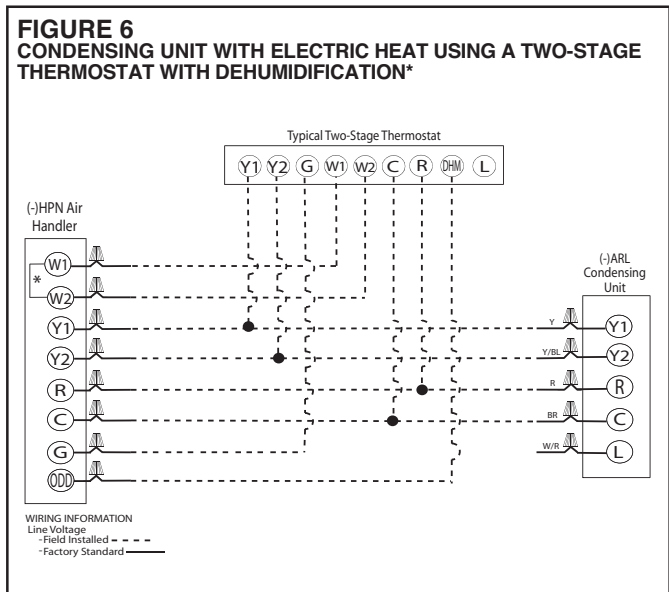
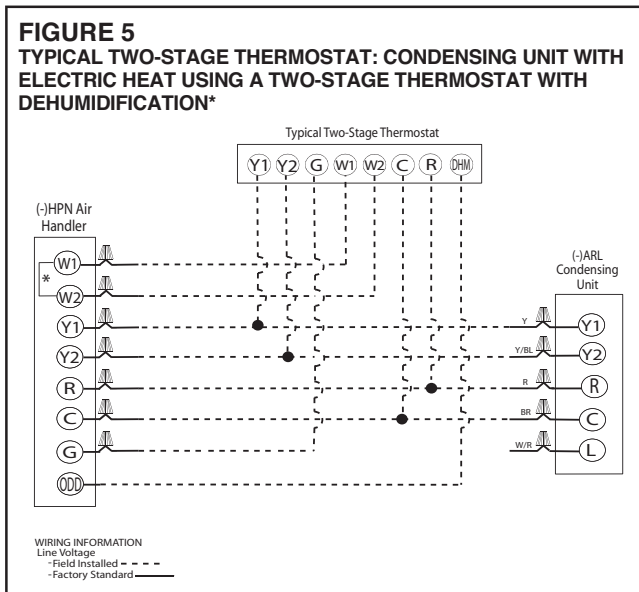
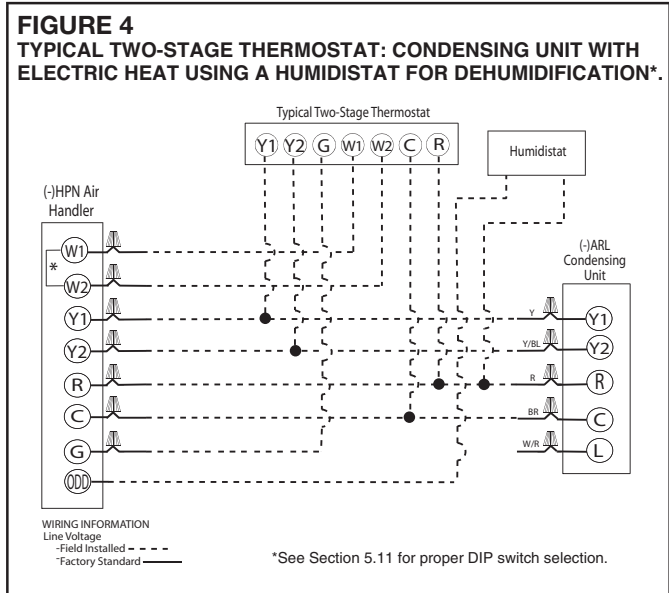
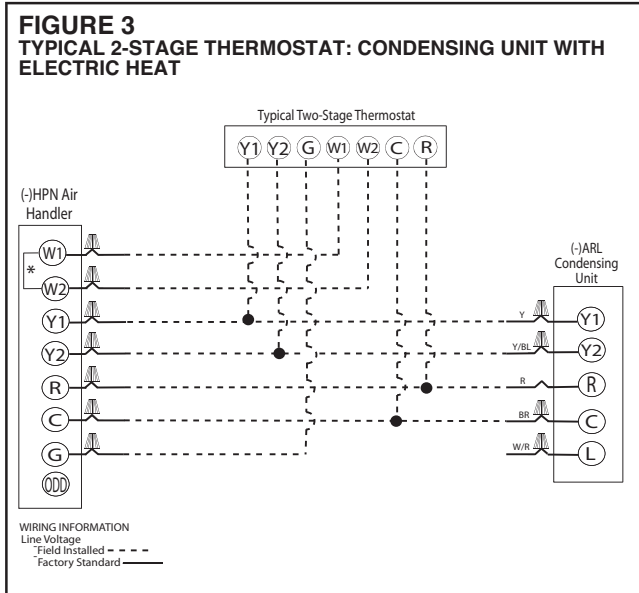
## Application Guidelines

1. Intended for outdoor installation with free air inlet and outlet. Outdoor fan external static pressure available is less than 0.01 -in. wc.
2. Minimum outdoor operation air temperature for cooling mode without low-ambient operation accessory is 55°F (12.8°C).
3. Maximum outdoor operating air temperature is 125°F (51.7°C).
4. For reliable operation, unit should be level in all horizontal planes.
5. Use only copper wire for electric connections at unit. Aluminum and clad aluminum are not acceptable for the type of connector provided.
6. Do not apply capillary tube indoor coils to these units.
7. Factory – supplied filter drier must be installed.

## Non-communicating Thermostat Wiring Diagrams

The following figures show the typical wiring diagrams with (-)HPN air handler and (-)ARL condensing unit. Cooling and heat pump airflows may need to be adjusted for homeowner comfort once the system is operational.

WIRE COLOR CODE			
BK – BLACK	G – GREEN	PR – PURPLE	Y – YELLOW
BR – BROWN	GY – GRAY	R – RED	
BL – BLUE	O – ORANGE	W – WHITE	



\*If maximum outlet temperature rise is desired, it is recommended that W1 and W2 be jumpered together.

## Application Guidelines

1. Intended for outdoor installation with free air inlet and outlet. Outdoor fan external static pressure available is less than 0.01 -in. wc.
2. Minimum outdoor operation air temperature for cooling mode without low-ambient operation accessory is 55°F (12.8°C).
3. Maximum outdoor operating air temperature is 125°F (51.7°C).
4. For reliable operation, unit should be level in all horizontal planes.
5. Use only copper wire for electric connections at unit. Aluminum and clad aluminum are not acceptable for the type of connector provided.
6. Do not apply capillary tube indoor coils to these units.
7. Factory – supplied filter drier must be installed.

Conventional Thermostat Wiring

## Refrigerant Line Sizing Chart (English Units)

17 SEER 2-Stage Air-Conditioners									
Unit Size	Allowable Liquid Line Size	Allowable Vapor Line Size	Use Long Line Guidelines for Linear Line Lengths Greater Than Shown Below	Outdoor Unit ABOVE or BELOW Indoor Unit					
				Equivalent Length (Feet)					
				< 25	26-50	51-75	76-100	101-125	126-150
				Maximum Vertical Rise (Outdoor Unit Below Indoor Unit)*/Capacity Multiplier					
2.0 Ton *SEE NOTE 3	1/4"	5/8"	N/A	25/0.99	50/0.98	31/0.97	3/0.97	NR	NR
	5/16"	5/8"	73	25/0.99	50/0.98	50/0.97	50/0.97	50/0.96	50/0.95
	3/8"	5/8"	48	25/0.99	50/0.98	50/0.97	50/0.97	50/0.96	50/0.95
	1/4"	3/4"	N/A	25/1.00	50/1.00	31/0.99	3/0.99	NR	NR
	5/16"	3/4"	73	25/1.00	50/1.00	50/0.99	50/0.99	50/0.98	50/0.98
	3/8"	3/4"	48	25/1.00	50/1.00	50/0.99	50/0.99	50/0.98	50/0.98
3 Ton	5/16"	5/8"	20	25/0.99	50/0.97	50/0.95	50/0.93	34/0.91	NR
	3/8"	5/8"	15	25/0.99	50/0.97	50/0.95	50/0.93	50/0.91	NR
	5/16"	3/4"	20	25/1.00	50/0.99	50/0.99	50/0.98	34/0.97	18/0.96
	3/8"	3/4"	15	25/1.00	50/0.99	50/0.99	50/0.98	50/0.97	50/0.96
	1/2"	3/4"	0	25/1.00	50/0.99	50/0.99	50/0.98	50/0.97	50/0.96
4 Ton	3/8"	3/4"	0	25/0.99	50/0.98	50/0.97	50/0.95	50/0.94	50/0.93
	1/2"	3/4"	0	25/0.99	50/0.98	50/0.97	50/0.95	50/0.94	50/0.93
	3/8"	7/8"	0	25/1.00	50/0.99	50/0.99	50/0.98	50/0.98	50/0.97
	1/2"	7/8"	0	25/1.00	50/0.99	50/0.99	50/0.98	50/0.98	50/0.97
5 Ton	3/8"	3/4"	0	25/0.99	50/0.97	50/0.95	50/0.93	50/0.91	NR
	1/2"	3/4"	0	25/0.99	50/0.97	50/0.95	50/0.93	50/0.91	NR
	3/8"	7/8"	0	25/1.00	50/0.99	50/0.98	50/0.98	50/0.97	39/0.96
	1/2"	7/8"	0	25/1.00	50/0.99	50/0.98	50/0.98	50/0.97	50/0.96

**NOTES:**

- 1) Do not exceed 150 ft linear line length.
- 2) Do not exceed 50 ft vertical separation between indoor and outdoor units.
- 3) \*3/4" vapor line should only be used for 2 ton systems if outdoor unit is below or at same level as indoor unit to assure proper oil return.
- 4) Always use the smallest liquid line allowable to minimize refrigerant charge.
- 5) Applications shaded in light gray indicate capacity multipliers between 0.90 and 0.96 which are not recommended, but are allowed.
- 6) Applications shaded in dark gray are not recommended due to excessive liquid or suction pressure drop.

[ ] Designates Metric Conversions



## Refrigerant Line Sizing Chart (Metric Units)

17 SEER 2-Stage Air-Conditioners									
Unit Size	Allowable Liquid Line Size mm [in.]	Allowable Vapor Line Size mm [in.]	Use Long Line Guidelines for Linear Line Lengths Greater Than Shown Below (Meters)	Outdoor Unit ABOVE or BELOW Indoor Unit					
				Equivalent Length (Meters)					
				< 8	8-15	16-23	24-30	31-38	39-46
				Maximum Vertical Rise (Outdoor Unit Below Indoor Unit)*/Capacity Multiplier					
7.0 kW [2.0 Ton] *SEE NOTE 3	6.35 [1/4]	15.88 [5/8]	N/A	8/0.99	15/0.98	9/0.97	1/0.97	NR	NR
	7.94 [5/16]	15.88 [5/8]	22	8/0.99	15/0.98	15/0.97	15/0.97	15/0.96	15/0.95
	9.53 [3/8]	15.88 [5/8]	15	8/0.99	15/0.99	15/0.97	15/0.97	15/0.96	15/0.95
	6.35 [1/4]	19.05 [3/4]*	N/A	8/1.00	15/0.99	9/0.99	1/0.99	NR	NR
	7.94 [5/16]	19.05 [3/4]*	22	8/1.00	15/0.99	15/0.99	15/0.99	15/0.98	15/0.98
	9.53 [3/8]	19.05 [3/4]*	15	8/1.00	15/0.99	15/0.99	15/0.99	15/0.98	15/0.98
10.6 kW [3 Ton]	7.94 [5/16]	15.88 [5/8]	6	8/0.99	15/0.97	15/0.95	15/0.93	10/0.91	NR
	9.53 [3/8]	15.88 [5/8]	5	8/0.99	15/0.97	15/0.95	15/0.93	15/0.91	NR
	7.94 [5/16]	19.05 [3/4]	6	8/1.00	15/0.99	15/0.99	15/0.98	10/0.97	5/0.96
	9.53 [3/8]	19.05 [3/4]	5	8/1.00	15/0.99	15/0.99	15/0.98	15/0.97	15/0.96
	12.7 [1/2]	19.05 [3/4]	0	8/1.00	15/0.99	15/0.99	15/0.98	15/0.97	15/0.96
14.1 kW [4 Ton]	9.53 [3/8]	19.05 [3/4]	0	8/0.99	15/0.98	15/0.97	15/0.95	15/0.94	15/0.93
	12.7 [1/2]	19.05 [3/4]	0	8/0.99	15/0.98	15/0.97	15/0.95	15/0.94	15/0.93
	9.53 [3/8]	22.23 [7/8]	0	8/1.00	15/0.99	15/0.99	15/0.98	15/0.98	15/0.97
	12.7 [1/2]	22.23 [7/8]	0	8/1.00	15/0.99	15/0.99	15/0.98	15/0.98	15/0.97
17.6 kW [5 Ton]	9.53 [3/8]	19.05 [3/4]	0	8/0.99	15/0.97	15/0.95	15/0.93	15/0.91	NR
	12.7 [1/2]	19.05 [3/4]	0	8/0.99	15/0.97	15/0.95	15/0.93	15/0.91	NR
	9.53 [3/8]	22.23 [7/8]	0	8/1.00	15/0.99	15/0.98	15/0.98	15/0.97	12/0.96
	12.7 [1/2]	22.23 [7/8]	0	8/1.00	15/0.99	15/0.98	15/0.98	15/0.97	15/0.96

**NOTES:**

- 1) Do not exceed 46 meters linear line length.
- 2) Do not exceed 15 meters vertical separation between indoor and outdoor units.
- 3) \* 19.05mm [3/4 in.] vapor line should only be used for 2 ton systems if outdoor unit is below or at same level as indoor unit to assure proper oil return.
- 4) Always use the smallest liquid line allowable to minimize refrigerant charge.
- 5) Applications shaded in light gray indicate capacity multipliers between 0.90 and 0.96 which are not recommended, but are allowed.
- 6) Applications shaded in dark gray are not recommended due to excessive liquid or suction pressure drop.

[ ] Designates Metric Conversions

## Performance Data @ AHRI Standard Conditions – Cooling

**Note:** Ratings contained in this document are subject to change. For up-to-date and expanded ratings, please visit the AHRI web site ([www.ahridirectory.org](http://www.ahridirectory.org)).

Tested Combination							
Outdoor Unit	Indoor Coil	Total Capacity BTU/H [kW]	Net Sensible BTU/H [kW]	Net Latent BTU/H [kW]	SEER	EER	Indoor CFM [L/s]
UA1724AJ2	RCF2417STA+RXMD-C04	24000 [7.0]	18000 [5.3]	6000 [1.8]	14.0	12.2	800 [377.6]
UA1736AJ2	RCF3621MTA+RXMD-C04	34800 [10.2]	26000 [7.6]	8800 [2.6]	14.0	12.2	1050 [495.5]
UA1748AJ2	RCF4821MTA+RXMD-C04	46000 [13.5]	34400 [10.1]	11600 [3.4]	14.0	11.7	1450 [684.3]
UA1760AJ2	RCF6024STA+RXMD-C04	55500 [16.3]	41700 [12.2]	13800 [4.0]	14.0	11.7	1575 [743.3]

Coil-Only Ratings							
Outdoor Unit	Indoor Coil	Total Capacity BTU/H [kW]	Net Sensible BTU/H [kW]	Net Latent BTU/H [kW]	SEER	EER	Indoor CFM [L/s]
UA1724AJ2	RCF2417SEAM+RXMD-C04	24000 [7.0]	18000 [5.3]	6000 [1.8]	14.5	13.0	800 [377.6]
	RCF2421MEAM+RXMD-C04	24000 [7.0]	18000 [5.3]	6000 [1.8]	15.1	12.5	800 [377.6]
UA1736AJ2	RCF3621MEAM+RXMD-C04	36000 [10.6]	26900 [7.9]	9100 [2.7]	15.1	12.5	1200 [566.3]
	RCF6021SEAM+RXMD-C04	36000 [10.6]	26900 [7.9]	9100 [2.7]	15.5	12.5	1200 [566.3]
UA1748AJ2	RCF6021SEAM+RXMD-C04	48000 [14.1]	35900 [10.5]	12100 [3.5]	15.5	12.5	1550 [731.5]
UA1760AJ2	RCF6024MEAM+RXMD-C04	55500 [16.3]	41700 [12.2]	13800 [4.0]	14.5	11.7	1600 [755.1]

U802V: Ultra 2-Stage 80% ECM Furnace Ratings								
Outdoor Unit	Furnace	Indoor Coil	Total Capacity BTU/H [kW]	Net Sensible BTU/H [kW]	Net Latent BTU/H [kW]	SEER	EER	Indoor CFM [L/s]
UA1724AJ2	U802VA050317M	RCF2417SEA	24000 [7.0]	18000 [5.3]	6000 [1.8]	17.0	13.0	725 [342.2]
		RCF2417STA	24000 [7.0]	18000 [5.3]	6000 [1.8]	16.5	13.0	800 [377.6]
		RCF2421MEA	24000 [7.0]	18000 [5.3]	6000 [1.8]	17.0	13.0	725 [342.2]
		RCF3621MEA	24000 [7.0]	18000 [5.3]	6000 [1.8]	17.0	13.0	725 [342.2]
	U802VA075317M	RCF2417SEA	24000 [7.0]	18000 [5.3]	6000 [1.8]	17.0	13.0	675 [318.6]
		RCF2417STA	24000 [7.0]	18000 [5.3]	6000 [1.8]	16.5	13.0	800 [377.6]
		RCF2421MEA	24000 [7.0]	18000 [5.3]	6000 [1.8]	17.0	13.0	675 [318.6]
		RCF3621MEA	24000 [7.0]	18000 [5.3]	6000 [1.8]	17.0	13.0	675 [318.6]
	U802VA075317Z	RCF2417SEA	24000 [7.0]	18000 [5.3]	6000 [1.8]	17.0	13.0	725 [342.2]
		RCF2417STA	24000 [7.0]	18000 [5.3]	6000 [1.8]	16.5	13.0	800 [377.6]
	U802VA075421M	RCF2421MEA	24000 [7.0]	18000 [5.3]	6000 [1.8]	16.5	13.0	825 [389.4]
		RCF3621MEA	24000 [7.0]	18000 [5.3]	6000 [1.8]	17.0	13.0	825 [389.4]
	U802VA075421Z	RCF2417SEA	24000 [7.0]	18000 [5.3]	6000 [1.8]	17.0	13.0	875 [413.0]
		RCF2421MEA	24000 [7.0]	18000 [5.3]	6000 [1.8]	17.0	13.0	875 [413.0]
		RCF3621MEA	24000 [7.0]	18000 [5.3]	6000 [1.8]	17.0	13.0	875 [413.0]
	U802VA100521M	RCF2417SEA	24000 [7.0]	18000 [5.3]	6000 [1.8]	16.5	13.0	825 [389.4]
		RCF2421MEA	24000 [7.0]	18000 [5.3]	6000 [1.8]	16.5	13.0	825 [389.4]
		RCF3621MEA	24000 [7.0]	18000 [5.3]	6000 [1.8]	17.0	13.0	825 [389.4]
UA1736AJ2	U802VA050317M	RCF3617SEA	34200 [10.0]	25600 [7.5]	8600 [2.5]	16.0	12.2	975 [460.1]
		RCF3621MEA	36000 [10.6]	26900 [7.9]	9100 [2.7]	16.5	13.0	1050 [495.5]
		RCF3621MTA	34600 [10.1]	25900 [7.6]	8700 [2.5]	16.0	12.5	1050 [495.5]
		RCF3621SEA	34200 [10.0]	25600 [7.5]	8600 [2.5]	16.0	12.2	975 [460.1]
	U802VA075317M	RCF6021SEA	36000 [10.6]	26900 [7.9]	9100 [2.7]	17.0	13.0	1050 [495.5]
		RCF3617SEA	34800 [10.2]	26000 [7.6]	8800 [2.6]	16.0	12.5	1075 [507.3]
		RCF3621MEA	36000 [10.6]	26900 [7.9]	9100 [2.7]	17.0	13.0	1075 [507.3]
		RCF3621MTA	34800 [10.2]	26000 [7.6]	8800 [2.6]	16.5	13.0	1050 [495.5]
		RCF3621SEA	35200 [10.3]	26300 [7.7]	8900 [2.6]	16.0	12.5	1150 [542.7]
		RCF6021SEA	36000 [10.6]	26900 [7.9]	9100 [2.7]	17.0	13.0	1075 [507.3]

[ ] Designates Metric Conversions

## Performance Data @ AHRI Standard Conditions – Cooling (con't.)

**Note:** Ratings contained in this document are subject to change. For up-to-date and expanded ratings, please visit the AHRI web site ([www.ahridirectory.org](http://www.ahridirectory.org)).

U802V: Ultra 2-Stage 80% ECM Furnace Ratings									
Outdoor Unit	Furnace	Indoor Coil	Total Capacity BTU/H [kW]	Net Sensible BTU/H [kW]	Net Latent BTU/H [kW]	SEER	EER	Indoor CFM [L/s]	
UA1736AJ2	U802VA075317Z	RCF3617SEA	34800 [10.2]	26000 [7.6]	8800 [2.6]	16.0	12.5	1050 [495.5]	
		RCF3621MEA	36000 [10.6]	26900 [7.9]	9100 [2.7]	17.0	13.0	1050 [495.5]	
		RCF3621MTA	34800 [10.2]	26000 [7.6]	8800 [2.6]	16.0	12.5	1050 [495.5]	
		RCF3621SEA	34800 [10.2]	26000 [7.6]	8800 [2.6]	16.0	12.5	1050 [495.5]	
	U802VA075421M	RCF3621MEA	36000 [10.6]	26900 [7.9]	9100 [2.7]	17.0	13.0	1075 [507.3]	
		RCF3621MTA	34800 [10.2]	26000 [7.6]	8800 [2.6]	16.5	13.0	1050 [495.5]	
		RCF3621SEA	35800 [10.5]	26700 [7.8]	9100 [2.7]	16.0	12.5	1250 [589.9]	
		RCF6021SEA	36000 [10.6]	26900 [7.9]	9100 [2.7]	17.0	13.0	1075 [507.3]	
		RCF6024MEA	36000 [10.6]	26900 [7.9]	9100 [2.7]	17.0	13.0	1075 [507.3]	
		RCF3617SEA	34800 [10.2]	26000 [7.6]	8800 [2.6]	16.0	12.5	1075 [507.3]	
	U802VA075421Z	RCF3621MEA	36000 [10.6]	26900 [7.9]	9100 [2.7]	17.0	13.0	1075 [507.3]	
		RCF3621MTA	34800 [10.2]	26000 [7.6]	8800 [2.6]	16.5	13.0	1050 [495.5]	
		RCF3621SEA	34800 [10.2]	26000 [7.6]	8800 [2.6]	16.0	12.5	1075 [507.3]	
		RCF6021SEA	36000 [10.6]	26900 [7.9]	9100 [2.7]	17.0	13.0	1075 [507.3]	
		RCF3617SEA	35800 [10.5]	26700 [7.8]	9100 [2.7]	16.0	12.5	1250 [589.9]	
	U802VA100521M	RCF3621MEA	36000 [10.6]	26900 [7.9]	9100 [2.7]	17.0	13.0	1025 [483.7]	
		RCF3621MTA	35000 [10.3]	26100 [7.6]	8900 [2.6]	17.0	13.0	1050 [495.5]	
		RCF3621SEA	35800 [10.5]	26700 [7.8]	9100 [2.7]	16.0	12.5	1250 [589.9]	
		RCF6021SEA	36000 [10.6]	26900 [7.9]	9100 [2.7]	17.0	13.0	1025 [483.7]	
		RCF6024MEA	36000 [10.6]	26900 [7.9]	9100 [2.7]	17.0	13.0	1025 [483.7]	
		RCF3617SEA	34800 [10.2]	26000 [7.6]	8800 [2.6]	16.0	12.5	1050 [495.5]	
	U802VA100521Z	RCF3621MEA	36000 [10.6]	26900 [7.9]	9100 [2.7]	16.5	13.0	1050 [495.5]	
		RCF3621MTA	35000 [10.3]	26100 [7.6]	8900 [2.6]	16.5	13.0	1050 [495.5]	
		RCF3621SEA	35000 [10.3]	26100 [7.6]	8900 [2.6]	16.0	12.5	1050 [495.5]	
		RCF6021SEA	36000 [10.6]	26900 [7.9]	9100 [2.7]	17.0	13.0	1050 [495.5]	
		RCF3621MEA	36000 [10.6]	26900 [7.9]	9100 [2.7]	17.0	13.0	1050 [495.5]	
	U802VA125524M	RCF3621SEA	35000 [10.3]	26100 [7.6]	8900 [2.6]	16.5	13.0	1050 [495.5]	
		RCF6021SEA	36000 [10.6]	26900 [7.9]	9100 [2.7]	17.0	13.0	1050 [495.5]	
		RCF6024MEA	36000 [10.6]	26900 [7.9]	9100 [2.7]	17.0	13.0	1050 [495.5]	
		RCF3621MEA	36000 [10.6]	26900 [7.9]	9100 [2.7]	17.0	13.0	1075 [507.3]	
	U802VA125524Z	RCF3621SEA	35600 [10.4]	26600 [7.8]	9000 [2.6]	16.0	12.5	1250 [589.9]	
		RCF6021SEA	36000 [10.6]	26900 [7.9]	9100 [2.7]	17.0	13.0	1075 [507.3]	
		RCF6024MEA	36000 [10.6]	26900 [7.9]	9100 [2.7]	17.0	13.0	1075 [507.3]	
		RCF4821MTA	46500 [13.6]	34800 [10.2]	11700 [3.4]	17.0	12.5	1450 [684.3]	
	UA1748AJ2	U802VA075421M	RCF6021SEA	47000 [13.8]	35100 [10.3]	11900 [3.5]	17.0	13.0	1425 [672.5]
			RCF6024MEA	48000 [14.1]	35900 [10.5]	12100 [3.5]	17.0	13.0	1425 [672.5]
			RCF4821MTA	46500 [13.6]	34800 [10.2]	11700 [3.4]	17.0	12.5	1450 [684.3]
		U802VA075421Z	RCF6021SEA	47500 [13.9]	35500 [10.4]	12000 [3.5]	17.0	12.5	1550 [731.5]
			RCF4821MTA	47000 [13.8]	35100 [10.3]	11900 [3.5]	17.0	12.5	1450 [684.3]
		U802VA100521M	RCF6021SEA	48000 [14.1]	35900 [10.5]	12100 [3.5]	17.0	13.0	1525 [719.7]
RCF6024MEA			48000 [14.1]	35900 [10.5]	12100 [3.5]	17.0	13.0	1400 [660.7]	
RCF4821MTA			46500 [13.6]	34800 [10.2]	11700 [3.4]	17.0	12.5	1450 [684.3]	
U802VA100521Z		RCF6021SEA	47000 [13.8]	35100 [10.3]	11900 [3.5]	17.0	13.0	1400 [660.7]	
		RCF6021SEA	48000 [14.1]	35900 [10.5]	12100 [3.5]	17.0	13.0	1525 [719.7]	
U802VA125524M		RCF6024MEA	48000 [14.1]	35900 [10.5]	12100 [3.5]	17.0	13.0	1400 [660.7]	
		RCF6021SEA	47500 [13.9]	35500 [10.4]	12000 [3.5]	17.0	13.0	1450 [684.3]	
U802VA125524Z		RCF6024MEA	48000 [14.1]	35900 [10.5]	12100 [3.5]	17.0	13.0	1400 [660.7]	

[ ] Designates Metric Conversions

## Performance Data @ AHRI Standard Conditions – Cooling (con't.)

**Note:** Ratings contained in this document are subject to change. For up-to-date and expanded ratings, please visit the AHRI web site ([www.ahridirectory.org](http://www.ahridirectory.org)).

U802V: Ultra 2-Stage 80% ECM Furnace Ratings								
Outdoor Unit	Furnace	Indoor Coil	Total Capacity BTU/H [kW]	Net Sensible BTU/H [kW]	Net Latent BTU/H [kW]	SEER	EER	Indoor CFM [L/s]
UA1760AJ2	U802VA075421M	RCF6021SEA	54000 [15.8]	40600 [11.9]	13400 [3.9]	15.5	12.0	1550 [731.5]
		RCF6024MEA	55000 [16.1]	41300 [12.1]	13700 [4.0]	16.0	12.5	1425 [672.5]
		RCF6024STA	56000 [16.4]	42100 [12.3]	13900 [4.1]	16.0	12.0	1575 [743.3]
	U802VA075421Z	RCF6021SEA	54000 [15.8]	40600 [11.9]	13400 [3.9]	15.5	11.7	1600 [755.1]
		RCF6024STA	56000 [16.4]	42100 [12.3]	13900 [4.1]	15.5	12.0	1575 [743.3]
	U802VA100521M	RCF6021SEA	55000 [16.1]	41300 [12.1]	13700 [4.0]	16.0	12.0	1725 [814.1]
		RCF6024MEA	55500 [16.3]	41700 [12.2]	13800 [4.0]	16.0	12.5	1575 [743.3]
		RCF6024STA	56500 [16.6]	42500 [12.5]	14000 [4.1]	17.0	12.5	1575 [743.3]
	U802VA100521Z	RCF6021SEA	54000 [15.8]	40600 [11.9]	13400 [3.9]	15.5	12.0	1550 [731.5]
		RCF6024STA	56000 [16.4]	42100 [12.3]	13900 [4.1]	16.0	12.0	1575 [743.3]
	U802VA125524M	RCF6021SEA	55000 [16.1]	41300 [12.1]	13700 [4.0]	16.0	12.0	1725 [814.1]
		RCF6024MEA	55500 [16.3]	41700 [12.2]	13800 [4.0]	16.0	12.5	1575 [743.3]
		RCF6024STA	56500 [16.6]	42500 [12.5]	14000 [4.1]	16.5	12.5	1575 [743.3]
	U802VA125524Z	RCF6021SEA	54000 [15.8]	40600 [11.9]	13400 [3.9]	15.5	12.0	1525 [719.7]
		RCF6024MEA	55500 [16.3]	41700 [12.2]	13800 [4.0]	16.0	12.0	1575 [743.3]
		RCF6024STA	56000 [16.4]	42100 [12.3]	13900 [4.1]	16.0	12.0	1575 [743.3]

[ ] Designates Metric Conversions

## Performance Data @ AHRI Standard Conditions – Cooling (con't.)

**Note:** Ratings contained in this document are subject to change. For up-to-date and expanded ratings, please visit the AHRI web site ([www.ahridirectory.org](http://www.ahridirectory.org)).

U96V: 96% AFUE 2-Stage Variable Speed Multipoise Gas Furnace Ratings								
Outdoor Unit	Furnace	Indoor Coil	Total Capacity BTU/H [kW]	Net Sensible BTU/H [kW]	Net Latent BTU/H [kW]	SEER	EER	Indoor CFM [L/s]
UA1724AJ2	U96VA0402317M	RCF2417SEA	24000 [7.0]	18000 [5.3]	6000 [1.8]	17.0	13.0	675 [318.6]
		RCF2417STA	24000 [7.0]	18000 [5.3]	6000 [1.8]	16.5	13.0	800 [377.6]
		RCF2421MEA	24000 [7.0]	18000 [5.3]	6000 [1.8]	17.0	13.0	675 [318.6]
		RCF3621MEA	24000 [7.0]	18000 [5.3]	6000 [1.8]	17.0	13.0	675 [318.6]
	U96VA0602317M	RCF2417SEA	24000 [7.0]	18000 [5.3]	6000 [1.8]	17.0	13.0	700 [330.4]
		RCF2417STA	24000 [7.0]	18000 [5.3]	6000 [1.8]	16.0	13.0	800 [377.6]
		RCF2421MEA	24000 [7.0]	18000 [5.3]	6000 [1.8]	17.0	13.0	775 [365.8]
		RCF3621MEA	24000 [7.0]	18000 [5.3]	6000 [1.8]	17.0	13.0	700 [330.4]
	U96VA0702317M	RCF2417SEA	24000 [7.0]	18000 [5.3]	6000 [1.8]	17.0	13.0	700 [330.4]
		RCF2417STA	24000 [7.0]	18000 [5.3]	6000 [1.8]	16.5	13.0	800 [377.6]
		RCF2421MEA	24000 [7.0]	18000 [5.3]	6000 [1.8]	17.0	13.0	700 [330.4]
		RCF3621MEA	24000 [7.0]	18000 [5.3]	6000 [1.8]	17.0	13.0	700 [330.4]
U96VA0852521M	RCF2417SEA	24000 [7.0]	18000 [5.3]	6000 [1.8]	16.5	13.0	825 [389.4]	
	RCF2421MEA	24000 [7.0]	18000 [5.3]	6000 [1.8]	16.5	13.0	825 [389.4]	
	RCF3621MEA	24000 [7.0]	18000 [5.3]	6000 [1.8]	17.0	13.0	825 [389.4]	
UA1736AJ2	U96VA0402317M	RCF3617SEA	34200 [10.0]	25600 [7.5]	8600 [2.5]	16.0	12.5	950 [448.4]
		RCF3621MEA	36000 [10.6]	26900 [7.9]	9100 [2.7]	16.5	13.0	1025 [483.7]
		RCF3621MTA	34800 [10.2]	26000 [7.6]	8800 [2.6]	16.5	12.5	1050 [495.5]
		RCF3621SEA	34200 [10.0]	25600 [7.5]	8600 [2.5]	16.0	12.5	950 [448.4]
	U96VA0602317M	RCF3617SEA	34600 [10.1]	25900 [7.6]	8700 [2.5]	15.5	12.2	1050 [495.5]
		RCF3621MEA	36000 [10.6]	26900 [7.9]	9100 [2.7]	16.5	13.0	1050 [495.5]
		RCF3621MTA	34600 [10.1]	25900 [7.6]	8700 [2.5]	16.0	12.5	1050 [495.5]
		RCF3621SEA	34600 [10.1]	25900 [7.6]	8700 [2.5]	15.5	12.2	1050 [495.5]
		RCF6021SEA	36000 [10.6]	26900 [7.9]	9100 [2.7]	17.0	13.0	1050 [495.5]
	U96VA0702317M	RCF3617SEA	34200 [10.0]	25600 [7.5]	8600 [2.5]	16.0	12.5	950 [448.4]
		RCF3621MEA	36000 [10.6]	26900 [7.9]	9100 [2.7]	16.5	13.0	1050 [495.5]
		RCF3621MTA	34600 [10.1]	25900 [7.6]	8700 [2.5]	16.0	12.5	1050 [495.5]
		RCF3621SEA	34200 [10.0]	25600 [7.5]	8600 [2.5]	16.0	12.5	950 [448.4]
		RCF6021SEA	36000 [10.6]	26900 [7.9]	9100 [2.7]	17.0	13.0	1050 [495.5]
	U96VA0852521M	RCF3617SEA	34800 [10.2]	26000 [7.6]	8800 [2.6]	16.0	12.5	1075 [507.3]
		RCF3621MEA	36000 [10.6]	26900 [7.9]	9100 [2.7]	16.5	13.0	1075 [507.3]
		RCF3621MTA	34800 [10.2]	26000 [7.6]	8800 [2.6]	16.5	13.0	1050 [495.5]
		RCF3621SEA	34800 [10.2]	26000 [7.6]	8800 [2.6]	16.0	12.5	1075 [507.3]
		RCF6021SEA	36000 [10.6]	26900 [7.9]	9100 [2.7]	17.0	13.0	1075 [507.3]
	U96VA1002521M	RCF3617SEA	34800 [10.2]	26000 [7.6]	8800 [2.6]	16.0	12.5	1050 [495.5]
		RCF3621MEA	36000 [10.6]	26900 [7.9]	9100 [2.7]	17.0	13.0	1050 [495.5]
		RCF3621MTA	34800 [10.2]	26000 [7.6]	8800 [2.6]	16.5	13.0	1050 [495.5]
		RCF3621SEA	35200 [10.3]	26300 [7.7]	8900 [2.6]	16.0	12.5	1150 [542.7]
		RCF6021SEA	36000 [10.6]	26900 [7.9]	9100 [2.7]	17.0	13.0	1050 [495.5]
U96VA1152524M	RCF3621MEA	36000 [10.6]	26900 [7.9]	9100 [2.7]	17.0	13.0	1050 [495.5]	
	RCF3621SEA	35000 [10.3]	26100 [7.6]	8900 [2.6]	16.5	12.5	1050 [495.5]	
	RCF6021SEA	36000 [10.6]	26900 [7.9]	9100 [2.7]	17.0	13.0	1050 [495.5]	
	RCF6024MEA	36000 [10.6]	26900 [7.9]	9100 [2.7]	17.0	13.0	1050 [495.5]	

[ ] Designates Metric Conversions

## Performance Data @ AHRI Standard Conditions – Cooling (con't.)

**Note:** Ratings contained in this document are subject to change. For up-to-date and expanded ratings, please visit the AHRI web site ([www.ahridirectory.org](http://www.ahridirectory.org)).

U96V: 96% AFUE 2-Stage Variable Speed Multipoise Gas Furnace Ratings								
Outdoor Unit	Furnace	Indoor Coil	Total Capacity BTU/H [kW]	Net Sensible BTU/H [kW]	Net Latent BTU/H [kW]	SEER	EER	Indoor CFM [L/s]
UA1748AJ2	U96VA0852521M	RCF4821MTA	46500 [13.6]	34800 [10.2]	11700 [3.4]	17.0	12.5	1450 [684.3]
		RCF6021SEA	47500 [13.9]	35500 [10.4]	12000 [3.5]	17.0	12.5	1550 [731.5]
	U96VA1002521M	RCF4821MTA	46500 [13.6]	34800 [10.2]	11700 [3.4]	17.0	12.5	1450 [684.3]
		RCF6021SEA	47500 [13.9]	35500 [10.4]	12000 [3.5]	17.0	12.5	1550 [731.5]
	U96VA1152524M	RCF6021SEA	47000 [13.8]	35100 [10.3]	11900 [3.5]	17.0	13.0	1400 [660.7]
		RCF6024MEA	48000 [14.1]	35900 [10.5]	12100 [3.5]	17.0	13.0	1400 [660.7]
UA1760AJ2	U96VA0852521M	RCF6021SEA	53500 [15.7]	40200 [11.8]	13300 [3.9]	15.5	11.7	1550 [731.5]
		RCF6024STA	56000 [16.4]	42100 [12.3]	13900 [4.1]	15.5	12.0	1575 [743.3]
	U96VA1002521M	RCF6021SEA	53000 [15.5]	39800 [11.7]	13200 [3.9]	15.5	12.0	1400 [660.7]
		RCF6024STA	56000 [16.4]	42100 [12.3]	13900 [4.1]	16.0	12.0	1575 [743.3]
	U96VA1152524M	RCF6021SEA	54000 [15.8]	40600 [11.9]	13400 [3.9]	16.0	12.0	1575 [743.3]
		RCF6024MEA	54500 [16.0]	40900 [12.0]	13600 [4.0]	16.0	12.5	1400 [660.7]
		RCF6024STA	56000 [16.4]	42100 [12.3]	13900 [4.1]	16.0	12.0	1575 [743.3]

[ ] Designates Metric Conversions

## Performance Data @ AHRI Standard Conditions – Cooling (con't.)

**Note:** Ratings contained in this document are subject to change. For up-to-date and expanded ratings, please visit the AHRI web site ([www.ahridirectory.org](http://www.ahridirectory.org)).

U97V: 97% AFUE Modulating Gas Furnace Ratings									
Outdoor Unit	Furnace	Indoor Coil	Total Capacity BTU/H [kW]	Net Sensible BTU/H [kW]	Net Latent BTU/H [kW]	SEER	EER	Indoor CFM [L/s]	
UA1724AJ2	U97VA060M317K	RCF2417SEA	24000 [7.0]	18000 [5.3]	6000 [1.8]	17.0	13.0	700 [330.4]	
		RCF2417STA	24000 [7.0]	18000 [5.3]	6000 [1.8]	16.0	13.0	800 [377.6]	
		RCF2421MEA	24000 [7.0]	18000 [5.3]	6000 [1.8]	17.0	13.0	775 [365.8]	
	U97VA070M317K	RCF2417SEA	24000 [7.0]	18000 [5.3]	6000 [1.8]	17.0	13.0	700 [330.4]	
		RCF2417STA	24000 [7.0]	18000 [5.3]	6000 [1.8]	16.5	13.0	800 [377.6]	
		RCF2421MEA	24000 [7.0]	18000 [5.3]	6000 [1.8]	17.0	13.0	700 [330.4]	
UA1736AJ2	U97VA060M317K	RCF3617SEA	34600 [10.1]	25900 [7.6]	8700 [2.5]	15.5	12.2	1050 [495.5]	
		RCF3621MTA	34600 [10.1]	25900 [7.6]	8700 [2.5]	16.0	12.5	1050 [495.5]	
		RCF3621SEA	34600 [10.1]	25900 [7.6]	8700 [2.5]	15.5	12.2	1050 [495.5]	
		RCF6021SEA	36000 [10.6]	26900 [7.9]	9100 [2.7]	17.0	13.0	1050 [495.5]	
	U97VA070M317K	RCF3617SEA	34200 [10.0]	25600 [7.5]	8600 [2.5]	16.0	12.5	950 [448.4]	
		RCF3621MTA	34600 [10.1]	25900 [7.6]	8700 [2.5]	16.0	12.5	1050 [495.5]	
		RCF3621SEA	34200 [10.0]	25600 [7.5]	8600 [2.5]	16.0	12.5	950 [448.4]	
	U97VA085M521K	RCF6021SEA	36000 [10.6]	26900 [7.9]	9100 [2.7]	17.0	13.0	1050 [495.5]	
		RCF3617SEA	34800 [10.2]	26000 [7.6]	8800 [2.6]	16.0	12.5	1075 [507.3]	
		RCF3621MEA	36000 [10.6]	26900 [7.9]	9100 [2.7]	16.5	13.0	1075 [507.3]	
		RCF3621MTA	34800 [10.2]	26000 [7.6]	8800 [2.6]	16.5	13.0	1050 [495.5]	
		RCF3621SEA	34800 [10.2]	26000 [7.6]	8800 [2.6]	16.0	12.5	1075 [507.3]	
	U97VA100M521K	RCF6021SEA	36000 [10.6]	26900 [7.9]	9100 [2.7]	17.0	13.0	1075 [507.3]	
		RCF3617SEA	34800 [10.2]	26000 [7.6]	8800 [2.6]	16.0	12.5	1050 [495.5]	
		RCF3621MEA	36000 [10.6]	26900 [7.9]	9100 [2.7]	17.0	13.0	1050 [495.5]	
		RCF3621MTA	34800 [10.2]	26000 [7.6]	8800 [2.6]	16.5	13.0	1050 [495.5]	
	U97VA115M524K	RCF3621SEA	35200 [10.3]	26300 [7.7]	8900 [2.6]	16.0	12.5	1150 [542.7]	
		RCF6021SEA	36000 [10.6]	26900 [7.9]	9100 [2.7]	17.0	13.0	1050 [495.5]	
		RCF3621MEA	36000 [10.6]	26900 [7.9]	9100 [2.7]	17.0	13.0	1050 [495.5]	
		RCF3621SEA	35000 [10.3]	26100 [7.6]	8900 [2.6]	16.5	12.5	1050 [495.5]	
	UA1748AJ2	U97VA085M521K	RCF4821MTA	46500 [13.6]	34800 [10.2]	11700 [3.4]	17.0	12.5	1450 [684.3]
			RCF6021SEA	47500 [13.9]	35500 [10.4]	12000 [3.5]	17.0	12.5	1550 [731.5]
		U97VA100M521K	RCF4821MTA	46500 [13.6]	34800 [10.2]	11700 [3.4]	17.0	12.5	1450 [684.3]
			RCF6021SEA	47500 [13.9]	35500 [10.4]	12000 [3.5]	17.0	12.5	1550 [731.5]
U97VA115M524K	RCF6021SEA	47000 [13.8]	35100 [10.3]	11900 [3.5]	17.0	13.0	1400 [660.7]		
	RCF6024MEA	48000 [14.1]	35900 [10.5]	12100 [3.5]	17.0	13.0	1400 [660.7]		
UA1760AJ2	U97VA085M521K	RCF6024STA	56000 [16.4]	42100 [12.3]	13900 [4.1]	15.5	12.0	1575 [743.3]	
	U97VA100M521K	RCF6021SEA	53000 [15.5]	39800 [11.7]	13200 [3.9]	15.5	12.0	1400 [660.7]	
		RCF6024STA	56000 [16.4]	42100 [12.3]	13900 [4.1]	16.0	12.0	1575 [743.3]	
	U97VA115M524K	RCF6021SEA	54000 [15.8]	40600 [11.9]	13400 [3.9]	16.0	12.0	1575 [743.3]	
		RCF6024MEA	54500 [16.0]	40900 [12.0]	13600 [4.0]	16.0	12.5	1400 [660.7]	
	RCF6024STA	56000 [16.4]	42100 [12.3]	13900 [4.1]	16.0	12.0	1575 [743.3]		

[ ] Designates Metric Conversions

## Performance Data @ AHRI Standard Conditions – Cooling (con't.)

**Note:** Ratings contained in this document are subject to change. For up-to-date and expanded ratings, please visit the AHRI web site ([www.ahridirectory.org](http://www.ahridirectory.org)).

U98V: 98% AFUE Modulating Upflow Gas Furnace Ratings									
Outdoor Unit	Furnace	Indoor Coil	Total Capacity BTU/H [kW]	Net Sensible BTU/H [kW]	Net Latent BTU/H [kW]	SEER	EER	Indoor CFM [L/s]	
UA1724AJ2	U98VB060M317U	RCF2417SEA	24000 [7.0]	18000 [5.3]	6000 [1.8]	17.0	13.0	700 [330.4]	
		RCF2417STA	24000 [7.0]	18000 [5.3]	6000 [1.8]	16.0	13.0	800 [377.6]	
		RCF2421MEA	24000 [7.0]	18000 [5.3]	6000 [1.8]	17.0	13.0	775 [365.8]	
	U98VB070M317U	RCF2417SEA	24000 [7.0]	18000 [5.3]	6000 [1.8]	17.0	13.0	700 [330.4]	
		RCF2417STA	24000 [7.0]	18000 [5.3]	6000 [1.8]	16.5	13.0	800 [377.6]	
		RCF2421MEA	24000 [7.0]	18000 [5.3]	6000 [1.8]	17.0	13.0	700 [330.4]	
UA1736AJ2	U98VB060M317U	RCF3617SEA	34600 [10.1]	25900 [7.6]	8700 [2.5]	15.5	12.2	1050 [495.5]	
		RCF3621MTA	34600 [10.1]	25900 [7.6]	8700 [2.5]	16.0	12.5	1050 [495.5]	
		RCF3621SEA	34600 [10.1]	25900 [7.6]	8700 [2.5]	15.5	12.2	1050 [495.5]	
		RCF6021SEA	36000 [10.6]	26900 [7.9]	9100 [2.7]	17.0	13.0	1050 [495.5]	
	U98VB070M317U	RCF3617SEA	34200 [10.0]	25600 [7.5]	8600 [2.5]	16.0	12.5	950 [448.4]	
		RCF3621MTA	34600 [10.1]	25900 [7.6]	8700 [2.5]	16.0	12.5	1050 [495.5]	
		RCF3621SEA	34200 [10.0]	25600 [7.5]	8600 [2.5]	16.0	12.5	950 [448.4]	
		RCF6021SEA	36000 [10.6]	26900 [7.9]	9100 [2.7]	17.0	13.0	1050 [495.5]	
	U98VB085M521U	RCF3617SEA	34800 [10.2]	26000 [7.6]	8800 [2.6]	16.0	12.5	1075 [507.3]	
		RCF3621MEA	36000 [10.6]	26900 [7.9]	9100 [2.7]	16.5	13.0	1075 [507.3]	
		RCF3621MTA	34800 [10.2]	26000 [7.6]	8800 [2.6]	16.5	13.0	1050 [495.5]	
		RCF3621SEA	34800 [10.2]	26000 [7.6]	8800 [2.6]	16.0	12.5	1075 [507.3]	
		RCF6021SEA	36000 [10.6]	26900 [7.9]	9100 [2.7]	17.0	13.0	1075 [507.3]	
	U98VB100M521U	RCF3617SEA	34800 [10.2]	26000 [7.6]	8800 [2.6]	16.0	12.5	1050 [495.5]	
		RCF3621MEA	36000 [10.6]	26900 [7.9]	9100 [2.7]	17.0	13.0	1050 [495.5]	
		RCF3621MTA	34800 [10.2]	26000 [7.6]	8800 [2.6]	16.5	13.0	1050 [495.5]	
		RCF3621SEA	35200 [10.3]	26300 [7.7]	8900 [2.6]	16.0	12.5	1150 [542.7]	
	U98VB115M524U	RCF6021SEA	36000 [10.6]	26900 [7.9]	9100 [2.7]	17.0	13.0	1050 [495.5]	
		RCF3621MEA	36000 [10.6]	26900 [7.9]	9100 [2.7]	17.0	13.0	1050 [495.5]	
		RCF3621SEA	35000 [10.3]	26100 [7.6]	8900 [2.6]	16.5	12.5	1050 [495.5]	
		RCF6024MEA	36000 [10.6]	26900 [7.9]	9100 [2.7]	17.0	13.0	1050 [495.5]	
	UA1748AJ2	U98VB085M521U	RCF4821MTA	46500 [13.6]	34800 [10.2]	11700 [3.4]	17.0	12.5	1450 [684.3]
			RCF6021SEA	47500 [13.9]	35500 [10.4]	12000 [3.5]	17.0	12.5	1550 [731.5]
		U98VB100M521U	RCF4821MTA	46500 [13.6]	34800 [10.2]	11700 [3.4]	17.0	12.5	1450 [684.3]
RCF6021SEA			47500 [13.9]	35500 [10.4]	12000 [3.5]	17.0	12.5	1550 [731.5]	
U98VB115M524U		RCF6021SEA	47000 [13.8]	35100 [10.3]	11900 [3.5]	17.0	13.0	1400 [660.7]	
UA1760AJ2	U98VB085M521U	RCF6024MEA	48000 [14.1]	35900 [10.5]	12100 [3.5]	17.0	13.0	1400 [660.7]	
		RCF6024STA	56000 [16.4]	42100 [12.3]	13900 [4.1]	15.5	12.0	1575 [743.3]	
	U98VB100M521U	RCF6021SEA	53000 [15.5]	39800 [11.7]	13200 [3.9]	15.5	12.0	1400 [660.7]	
		RCF6024STA	56000 [16.4]	42100 [12.3]	13900 [4.1]	16.0	12.0	1575 [743.3]	
	U98VB115M524U	RCF6021SEA	54000 [15.8]	40600 [11.9]	13400 [3.9]	16.0	12.0	1575 [743.3]	
RCF6024MEA	54500 [16.0]	40900 [12.0]	13600 [4.0]	16.0	12.5	1400 [660.7]			
RCF6024STA	56000 [16.4]	42100 [12.3]	13900 [4.1]	16.0	12.0	1575 [743.3]			

[ ] Designates Metric Conversions



## Performance Data @ AHRI Standard Conditions – Cooling (con't.)

**Note:** Ratings contained in this document are subject to change. For up-to-date and expanded ratings, please visit the AHRI web site ([www.ahridirectory.org](http://www.ahridirectory.org)).

Air Handler Ratings							
Outdoor Unit	Air Handler	Total Capacity BTU/H [kW]	Net Sensible BTU/H [kW]	Net Latent BTU/H [kW]	SEER	EER	Indoor CFM [L/s]
UA1724AJ2	RH2T2417SEAC	24000 [7.0]	18000 [5.3]	6000 [1.8]	17.0	13.0	800 [377.6]
	RH2T2421MEAC	24000 [7.0]	18000 [5.3]	6000 [1.8]	17.0	13.0	700 [330.4]
	RH2T2421MTAC	24000 [7.0]	18000 [5.3]	6000 [1.8]	16.0	13.0	800 [377.6]
	RH2T2417SEAC	24000 [7.0]	18000 [5.3]	6000 [1.8]	17.0	13.0	725 [342.2]
	RH2T2421MEAC	24000 [7.0]	18000 [5.3]	6000 [1.8]	17.0	13.0	725 [342.2]
UA1736AJ2	RH2T3617SEAC	35600 [10.4]	26600 [7.8]	9000 [2.6]	16.5	12.5	1200 [566.3]
	RH2T3621MEAC	36000 [10.6]	26900 [7.9]	9100 [2.7]	17.0	13.0	1050 [495.5]
	RH2T3621MTAC	35600 [10.4]	26600 [7.8]	9000 [2.6]	17.0	13.0	1075 [507.3]
	RH2T3617SEAC	34800 [10.2]	26000 [7.6]	8800 [2.6]	16.0	12.5	1075 [507.3]
	RH2T3621SEAC	36000 [10.6]	26900 [7.9]	9100 [2.7]	17.0	13.0	1075 [507.3]
	RH2T3624MEAC	36000 [10.6]	26900 [7.9]	9100 [2.7]	17.0	13.0	1075 [507.3]
UA1748AJ2	RH2T4821MEAC	47000 [13.8]	35100 [10.3]	11900 [3.5]	17.0	13.0	1400 [660.7]
	RH2T4821MTAC	46500 [13.6]	34800 [10.2]	11700 [3.4]	17.0	12.5	1475 [696.1]
	RH2T6024MEAC	48000 [14.1]	35900 [10.5]	12100 [3.5]	17.0	13.0	1550 [731.5]
	RH2T4821SEAC	47000 [13.8]	35100 [10.3]	11900 [3.5]	17.0	12.5	1400 [660.7]
	RH2T6024MEAC	48000 [14.1]	35900 [10.5]	12100 [3.5]	17.0	13.0	1400 [660.7]
UA1760AJ2	RH2T6024MEAC	56000 [16.4]	42100 [12.3]	13900 [4.1]	16.0	12.5	1550 [731.5]
	RH2T6021SEAC	54000 [15.8]	40600 [11.9]	13400 [3.9]	15.5	11.7	1550 [731.5]
	RH2T6024MEAC	55500 [16.3]	41700 [12.2]	13800 [4.0]	16.0	12.0	1550 [731.5]

[ ] Designates Metric Conversions

## GUIDE SPECIFICATIONS

### General

#### System Description

Outdoor-mounted, air-cooled, split-system air conditioner composite base pan unit suitable for ground or rooftop installation. Unit consists of a hermetic compressor, an air-cooled coil, propeller-type condenser fan, suction and legend line service valve, and a control box. Unit will discharge supply air upward as shown on contract drawings. Unit will be used in a refrigeration circuit to match up to a coil unit.

#### Quality Assurance

- Unit will be rated in accordance with the latest edition of AHRI Standard 210.
- Unit will be certified for capacity and efficiency, and listed in the latest AHRI directory.
- Unit construction will comply with latest edition of ANSI/ASHRAE and with NEC.
- Unit will be constructed in accordance with UL standards and will carry the UL label of approval. Unit will have c-UL-us approval.
- Unit cabinet will be capable of withstanding ASTM B117 1000-hr salt spray test.
- Air-cooled condenser coils will be leak tested at 150 psig and pressure tested at 550 psig.
- Unit constructed in ISO9001 approved facility.

#### Delivery, Storage, and Handling

- Unit will be shipped as single package only and is stored and handled per unit manufacturer's recommendations.

**Warranty (for inclusion by specifying engineer)** – U.S. and Canada only.

### Products

#### Equipment

Factory assembled, single piece, air-cooled air conditioner unit. Contained within the unit enclosure is all factory wiring, piping, controls, compressor, refrigerant charge R-410A, and special features required prior to field start-up.

#### Unit Cabinet

- Unit cabinet will be constructed of galvanized steel, bonderized, and coated with a powder coat paint.
- All units constructed with louver coil protection and corner post. Louver can be removed by removing one fastener per louver panel.

### AIR-COOLED, SPLIT-SYSTEM AIR CONDITIONER UA17

#### 2 TO 5 NOMINAL TONS

##### Fans

- Condenser fan will be direct-drive propeller type, discharging air upward.
- Condenser fan motors will be totally enclosed, 1-phase type with class B insulation and permanently lubricated bearings. Shafts will be corrosion resistant.
- Fan blades will be statically and dynamically balanced.
- Condenser fan openings will be equipped with coated steel wire safety guards.

##### Compressor

- Compressor will be hermetically sealed.
- Compressor will be mounted on rubber vibration isolators.

##### Condenser Coil

- Condenser coil will be air cooled.
- Coil will be constructed of aluminum fins mechanically bonded to copper tubes.

##### Refrigeration Components

- Refrigeration circuit components will include liquid-line shutoff valve with sweat connections, vapor-line shutoff valve with sweat connections, system charge of R-410A refrigerant, and compressor oil.
- Unit will be equipped with filter drier for R-410A refrigerant for field installation.

##### Operating Characteristics

- The capacity of the unit will meet or exceed \_\_\_\_\_ Btuh at a suction temperature of \_\_\_\_\_ °F/°C. The power consumption at full load will not exceed \_\_\_\_\_ kW.
- Combination of the unit and the evaporator or fan coil unit will have a total net cooling capacity of \_\_\_\_\_ Btuh or greater at conditions of \_\_\_\_\_ CFM entering air temperature at the evaporator at \_\_\_\_\_ °F/°C wet bulb and \_\_\_\_\_ °F/°C dry bulb, and air entering the unit at \_\_\_\_\_ °F/°C.
- The system will have a SEER of \_\_\_\_\_ Btuh/watt or greater at DOE conditions.

##### Electrical Requirements

- Nominal unit electrical characteristics will be \_\_\_\_\_ v, single phase, 60 hz. The unit will be capable of satisfactory operation within voltage limits of \_\_\_\_\_ v to \_\_\_\_\_ v.
- Nominal unit electrical characteristics will be \_\_\_\_\_ v, three phase, 60 hz. The unit will be capable of satisfactory operation within voltage limits of \_\_\_\_\_ v to \_\_\_\_\_ v.
- Unit electrical power will be single point connection.
- Control circuit will be 24v.

##### Special Features

- Refer to section of this literature identifying accessories and descriptions for specific features and available enhancements.

**GENERAL TERMS OF LIMITED WARRANTY\***

Ruud will furnish a replacement for any part of this product which fails in normal use and service within the applicable period stated, in accordance with the terms of the limited warranty.

**\*For complete details of the Limited and Conditional Warranties, including applicable terms and conditions, contact your local contractor or the Manufacturer for a copy of the product warranty certificate.**

Conditional Unit Replacement  
(Registration Required) ..... Ten (10) Years  
Parts ..... Ten (10) Years



*In keeping with its policy of continuous progress and product improvement, Ruud reserves the right to make changes without notice.*

Ruud Heating, Cooling & Water Heating • P.O. Box 17010  
Fort Smith, Arkansas 72917 • [www.ruud.com](http://www.ruud.com)

Ruud Canada • 125 Edgeware Road, Unit 1  
Brampton, Ontario • L6Y 0P5

**RELY ON RUUD.™**

PRINTED IN U.S.A. 7/18 QG FORM NO. A22-223 REV. 5