




Professional Achiever Plus™ electric water heaters are engineered for longer life, high performance and lower operating cost

Efficiency

- .95 EF
- Isolated tank design reduces conductive heat loss
- Resistor stainless steel upper and lower heating elements to prolong anode rod and tank life



Performance

- FHR: 44 - 71 gallons, based on gallon capacity
- Recovery: 21 GPH at a 90° F rise**

System Sentinel

- Exclusive diagnostic system with glowing LEDs that verify heating element operation. LEDs pin point the exact location of functioning or non-functioning heating elements

Super Sentinel Diagnostics System (Optional)


- Control multiple operating modes
- Digital thermostat setting
- Leak detection with audible alarm

Features

- High performance and lower operating cost
- Compliant with many electric utility incentive programs
- Premium grade anode rod provides long-lasting tank protection
- Electric junction box located above heating elements for easy installation
- Over-temperature protector cuts off power in excess temperature situations
- Automatic thermostat keeps water at desired temperature

Plus...

- EverKleen™ self cleaning device fights harmful sediment build-up with a high-velocity spiraling water stream – helps operating efficiency by saving energy, money and improving tank life



- Enhanced-flow brass drain valve
- Temperature and pressure relief valve included
- Low lead compliant

Warranty

- 8-Year limited tank and parts warranty*
- With ProtectionPlus™ the 8-year limited tank warranty becomes 12-year

*See Residential Warranty Certificate for complete information

Units meet or exceed ANSI requirements and have been tested according to D.O.E. procedures. Units meet or exceed the energy efficiency requirements of NAECA, ASHRAE standard 90, ICC Code and all state energy efficiency performance criteria.



Professional Achiever Plus

30 to 50-Gallon Capacities
240 Volt AC/Single Phase
Double and Single Element Models
Electric



LEED Point = 1

See specifications chart on back.



Specifications

TYPE	DESCRIPTION		FEATURES		ROUGHING IN DIMENSIONS (SHOWN IN INCHES)				ENERGY INFO.
	GAL. CAP.	MODEL NUMBER	FIRST HOUR RATING G.P.H.	RECOVERY IN G.P.H. 90° F RISE	TANK HEIGHT A	HEIGHT TO WATER CONN. B	DIAMETER C	APPROX. SHIP WT. (LBS)	ENERGY FACTOR
Tall	30	PRO+E30 T2 RU95 EC1	48	21	47-1/2	50-3/8	19-1/4*	92	0.95
Tall	40	PRO+E40 T2 RU95 EC1	57	21	60-3/4	63-5/8	19-1/4	109	0.95
Tall	50	PRO+E50 T2 RU95 EC1	67	21	58-5/8	61-5/8	20-3/8	121	0.95
Tall	55	PRO+E55 T2 RU94 EC1	71	21	57	59-3/4	22-1/4	128	0.94
Med.	30	PRO+E30 M2 RU95 EC1	44	21	37-1/2	40-1/2	20-1/4	92	0.95
Med.	40	PRO+E40 M2 RU95 EC1	55	21	48-1/4	50-1/2	20-1/4	106	0.95
Med.	50	PRO+E50 M2 RU95 EC1	65	21	48	50-1/2	23	132	0.95

Super Sentinel optional. Add EC2 to the end of the model number to replace EC1. System Sentinel and Super Sentinel not available on single element models, available on dual element models only. System Sentinel and Super Sentinel not available in excess of 5 kW on 208 V models.

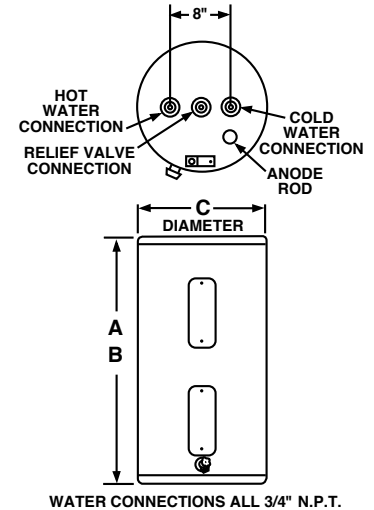
*When Super Sentinel is added to the 30-gallon tall model, the diameter changes to 18-1/4.

Energy Factor based on D.O.E. (Department of Energy) test procedures.

- Heaters furnished with standard 240 volt AC, single phase non-simultaneous wiring, and 4500 watt upper and lower heating elements.
- **If heating elements of different wattages than those shown are demanded by zone requirements, they must be specifically requested.**
- Special Wiring Options – A limited number of special wiring options are available. Consult factory for price and availability.
- All models equipped with heat traps.

**Recovery = wattage/2.42 x temp. rise °F.
 Example: 4500W = 21 GPH
 2.42 x 90°

**Recovery calculations used are based on 4500 watt elements used in non-simultaneous operation.



In keeping with its policy of continuous progress and product improvement, Ruud reserves the right to make changes without notice.