



Ruud Ultra™ RUTGH is a series of High-Efficiency Condensing Tankless Gas Water Heaters designed for continuous hot water

Efficiency

- .93 UEF with stainless steel condensing heat exchanger

Easy Installation and Service

- **Vent with 2", 3" or 4" PVC**
- Built-in condensate neutralizer
- 1/2" Gas line compatibility up to 24 ft.¹
- **Exclusive! Maintenance Notice Setting** – Alerts homeowner, after 500 hours of use, to call for service (optional)
- Self-diagnostic system for easy installation and service
- High-altitude capability – up to 8,400 ft. elevation above sea level²
- Digital remote control and 10 ft. of thermostat wire included – shows temperature setting and service codes
- Requires 120V power supply (indoor models only)

Performance

- **Industry Best! Low Flow Activation** – Minimum flow rate of .26 GPM and minimum activation flow rate of .40 GPM ensures hot water even in low demand situations
- **Recirculation Pump Kit-Ready** – Providing faster hot water at the tap and savings of up to 12,000 gallons water/year³
- **Exclusive! Hot Start Programming** – Minimizes cold water bursts by staying in ready-fire state for back-to-back hot water needs

Technology

- **EcoNet® Enabled** – all Tankless products from 2010 to present can connect to EcoNet mobile app via Tankless EcoNet Accessory Kit (REWRA630TWH)
- For higher demand applications, easily link multiple tankless units to operate as one system:
 - 2 Units: EZ Link cable
 - Up to 6 units: MIC-6 Control Board
 - Up to 20 units: MIC-185 plus MICS-180 manifold control assembly

Environmentally Friendly

- **Low Emissions** – Ultra low NOx burner meets SCAQMD rule 1146.2 requirements
- **Exclusive! Water Savings Setting** – upon activation, this setting can save up to 1,100 gallons water/year⁴ by reducing flow at the tap until set temperature is achieved (optional)

Safety

- **Exclusive! Guardian OFW™ overheat film wrap** – prevents dangerous temperatures and provides industry best side-to-side clearance of 1/2 inch
- **Industry Best! Freeze protection** to -30°F
- Maximum water temperature is 140°F. For higher temperature applications, upgrade kits are available

Warranty

- 12-Year heat exchanger – residential, 5-year heat exchanger – commercial, 5-year parts and 1-year labor
- See Warranty Certificate for complete information



RUTGH-DVL Indoor Direct Vent
RUTGH-XL Outdoor
 11,000-199,900 BTU/h
 Natural and LP Gas



LEED Points = 2

¹Based on Ruud testing of 1/2" gas line with gas supply of 7" w.c. up to 24'; installation conditions vary; Consult the Ruud® Use and Care Manual, the Ruud® Gas Piping Facts brochure (TKR-GPF-12), the National Fuel Gas Code (NFPA 54, ANSI Z223.1), and any other local gas codes when installing a Ruud Tankless Water Heater.

²Contact customer service for exact altitude rating for each model.

³Pump kit designed for single unit applications only.

⁴Savings based on DOE test procedures.

Ruud Tankless Water Heater with EcoNet® WiFi Included

Shares all efficiency, performance, technology, warranty and safety values as standard models, with added WiFi capability.

Smart Home Features

- Water leak detection alert and system shut off (indoor models only) – may qualify for insurance discounts
- Mobile alerts for notifications/maintenance reminders
- Mobile gas and water usage reports
- Integration with NEST & WINK smart home systems

Product Includes

- Factory-installed translator
- Leak detection cable (for indoor models)
- Wi-Fi Module, connection cable and power cord

App available free in App Store and Google Play for Android

ANDROID APP ON
Google play

Available on the
App Store

RUTGH-DVELN-1
 Indoor Direct Vent with EcoNet®
 11,000-199,900 BTU/h Only
 (Outdoor model also available)



Ruud Ultra™ Specifications

DESCRIPTION				FEATURES					ROUGHING IN DIMENSIONS (SHOWN IN INCHES)						ENERGY INFO.	
MODEL NUMBER	GAS INPUT BTU/H	TYPE	NUMBER OF BATHROOMS*	TEMP. RANGE	MIN. FLOW/ACTIVATION GPM	GPM @ 67° RISE MAX.	GPM @ 45° RISE MAX.	MAX. GPM	CONNECTION		HEIGHT	WIDTH	DEPTH	VENT DIAM.	SHIP WEIGHT (LBS.)	UNIFORM ENERGY FACTOR (UEF)
									WATER	GAS						
Ruud Ultra™ RUTGH-95																
RUTGH-95DVLN-1	11,000-199,900	Indoor Direct Vent	4	85° to 140° F	0.26/0.40	5.7	8.5	9.5	3/4	3/4	27-1/2	18-1/2	9-3/4	2", 3" or 4" PVC 2-Pipe	82	0.93
RUTGH-95DVELN-1 (EcoNet® Included)	11,000-199,900	Indoor Direct Vent	4	85° to 140° F	0.26/0.40	5.7	8.5	9.5	3/4	3/4	27-1/2	18-1/2	9-3/4	2", 3" or 4" PVC 2-Pipe	82	0.93
RUTGH-95XLN-1	11,000-199,900	Outdoor	4	85° to 140° F	0.26/0.40	5.6	8.5	9.5	3/4	3/4	27-1/2	18-1/2	9-3/4	N/A	82	0.93
RUTGH-95XELN-1 (EcoNet® Included)	11,000-199,900	Outdoor	4	85° to 140° F	0.26/0.40	5.6	8.5	9.5	3/4	3/4	27-1/2	18-1/2	9-3/4	N/A	82	0.93
Ruud Ultra™ RUTGH-90																
RUTGH-90DVLN-1	11,000-180,000	Indoor Direct Vent	3 - 4	85° to 140° F	0.26/0.40	5.2	7.7	9.0	3/4	3/4	27-1/2	18-1/2	9-3/4	2", 3" or 4" PVC 2-Pipe	82	0.93
RUTGH-90XLN-1	11,000-180,000	Outdoor	3 - 4	85° to 140° F	0.26/0.40	5.2	7.7	9.0	3/4	3/4	27-1/2	18-1/2	9-3/4	N/A	82	0.93
Ruud Ultra™ RUTGH-84																
RUTGH-84DVLN-1	11,000-157,000	Indoor Direct Vent	3	85° to 140° F	0.26/0.40	4.6	6.7	8.4	3/4	3/4	27-1/2	18-1/2	9-3/4	2", 3" or 4" PVC 2-Pipe	82	0.93
RUTGH-84XLN-1	11,000-157,000	Outdoor	3	85° to 140° F	0.26/0.40	4.5	6.7	8.4	3/4	3/4	27-1/2	18-1/2	9-3/4	N/A	82	0.93

*Based on simultaneous showers using 2.5 GPM flow rate pre-mixed with cold water line. Flow rates vary depending on temperature of incoming cold water and water heater set temperature. Refer to flow rate curves for accurate sizing.

Uniform Energy Factor and Energy Factor based on Department of Energy (D.O.E.) requirements.

All models are available in Natural Gas and Propane (LP). For Propane replace the N with P when ordering. SCAQMD 1146.2 compliant.

Factory set maximum temperature is 120° F. See Use and Care Manual for setting.

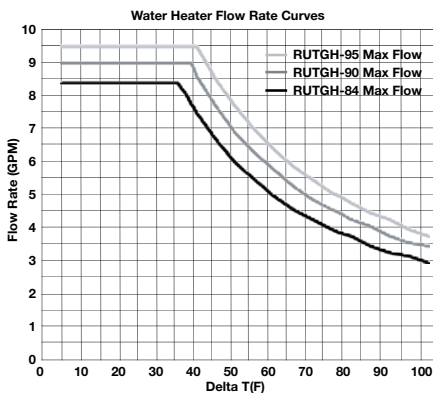
Consult factory for information on sizing the application.

Vent Termination Kits are required for Direct Vent models. Contact your distributor for details.

Proper gas pressure must be ensured to supply tankless gas water heaters – up to 199,900 BTU/h for RUTGH-95 models, up to 180,000 BTU/h for RUTGH-90 models, up to 157,000 BTU/h for RUTGH-84 models. (Consult your gas supplier)

Model Number	Temperature Rise (° F)									
	35°	45°	50°	60°	67°	70°	80°	90°	100°	
RUTGH-95 Water Flow (GPM)	9.5	8.5	7.7	6.4	5.7	5.5	4.8	4.3	3.8	
RUTGH-90 Water Flow (GPM)	9.0	7.7	6.9	5.8	5.2	4.9	4.3	3.8	3.5	
RUTGH-84 Water Flow (GPM)	8.4	6.7	6.0	5.0	4.6	4.3	3.8	3.3	3.0	

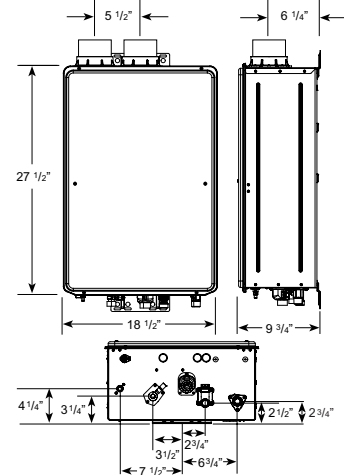
Above estimates are for sizing purposes only.



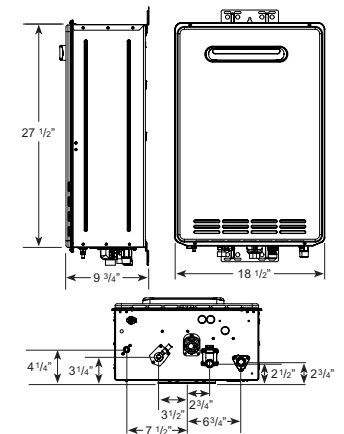
Maximum Vent Length (intake/outlet):

NUMBER OF 90° ELBOWS	MAXIMUM LENGTH OF 2" STRAIGHT PIPE	MAXIMUM LENGTH OF 3" STRAIGHT PIPE	MAXIMUM LENGTH OF 4" STRAIGHT PIPE
0 or 1	5.0 ft. (1.5 m)	38.0 ft. (11.6 m)	94.0 ft. (28.6 m)
2	3.5 ft. (1.0 m)	36.5 ft. (11.1 m)	88.0 ft. (26.8 m)
3	2.0 ft. (0.6 m)	35.0 ft. (10.6 m)	82.0 ft. (25.0 m)
4	Not Available	33.5 ft. (10.2 m)	76.0 ft. (23.2 m)
5	Not Available	32.0 ft. (9.8 m)	70.0 ft. (21.3 m)
6	Not Available	30.5 ft. (9.3 m)	64.0 ft. (19.5 m)

Indoor Direct Vent



Outdoor



Parts and Accessories

Venting & terminations – 2", 3" or 4" PVC, recess boxes, pipe covers, extra remote controls, EZ-Link™ cable, manifolds and cables, service valve kits, service parts, flush kits, recirculation pump kits and AllClear™ water treatment system. For more information on Tankless parts and accessories, see the Parts and Accessories Catalog or call 866-720-2076.

In keeping with its policy of continuous progress and product improvement, Ruud reserves the right to make changes without notice.